

## 1.0 ISSUES AND OPPORTUNITIES

### 1.1 CHAPTER SUMMARY

The purpose of this section is to provide basic background information for the comprehensive planning process and general demographic characteristics for the City of Cuba City. More specifically this section includes information from the community survey and visioning sessions, community profile and projection data including population trends, age distribution, and population projections.

### 1.2 GOALS, OBJECTIVES, POLICY AND PROGRAM RECOMMENDATIONS

The following are the Issues and Opportunities goals, objectives, policy, and program recommendations for Cuba City. The essence of these recommendations is reflected throughout the entire document.

1. **Protect and improve the health, safety, and welfare of residents in Cuba City.**
2. **Preserve and enhance the quality of life for the residents of Cuba City.**
3. **Protect and preserve the community character of Cuba City.**

Note: The above policy recommendations are further explained in other elements of this comprehensive plan. This section provides background information and overall direction. For example, the above recommendations may be carried out by implementing recommendations in other sections such as housing, economic development, and transportation.

#### Wisconsin State Statute 66.1001(2)(a)

##### **(a) Issues and Opportunities**

Background information on the local governmental unit and a statement of overall objectives, policies, goals and programs of the local governmental unit to guide the future development and redevelopment of the local governmental unit over a 20-year planning period. Background information shall include population, household and employment forecasts that the local governmental unit uses in developing its comprehensive plan, and demographic trends, age distribution, educational levels, income levels and employment characteristics that exist within the local governmental unit.

### 1.3 COMMUNITY VISION

A vision statement identifies both where a community intends to be in the future and how to meet the future needs of stakeholders: its citizens. The vision statement incorporates the community's shared understanding of its nature and purpose and uses this understanding to move together towards a greater purpose. SWWRPC, in conjunction with UWEX-Grant County, sponsored visioning sessions for each jurisdiction in the autumn of 2007. The City Planning Commission utilized the visioning information from these sessions to create their formal vision statement:

*In the year 2027, the City of Cuba City...*

- *Has orderly added commercial and industrial development to provide employment opportunities.*
- *Continues to separate land uses (residential-single-family and multi-family; industrial; and commercial).*
- *Retains its beautiful, clean, and orderly appearance.*
- *Continues to improve its recreational facilities including neighborhood parks, especially in expanding residential areas.*
- *Maintains its "City of Presidents" tradition.*
- *Is a safe, family-friendly community.*
- *Remains supportive of the high-quality school system.*
- *Promotes controlled expansion of residential areas.*

### 1.4 BACKGROUND AND PLANNING AREA

Under the Comprehensive Planning legislation, adopted by the state in October of 1999, beginning on January 1 2010, if a local governmental unit engages in any of the actions listed below, those actions shall be consistent with that local governmental unit's comprehensive plan.

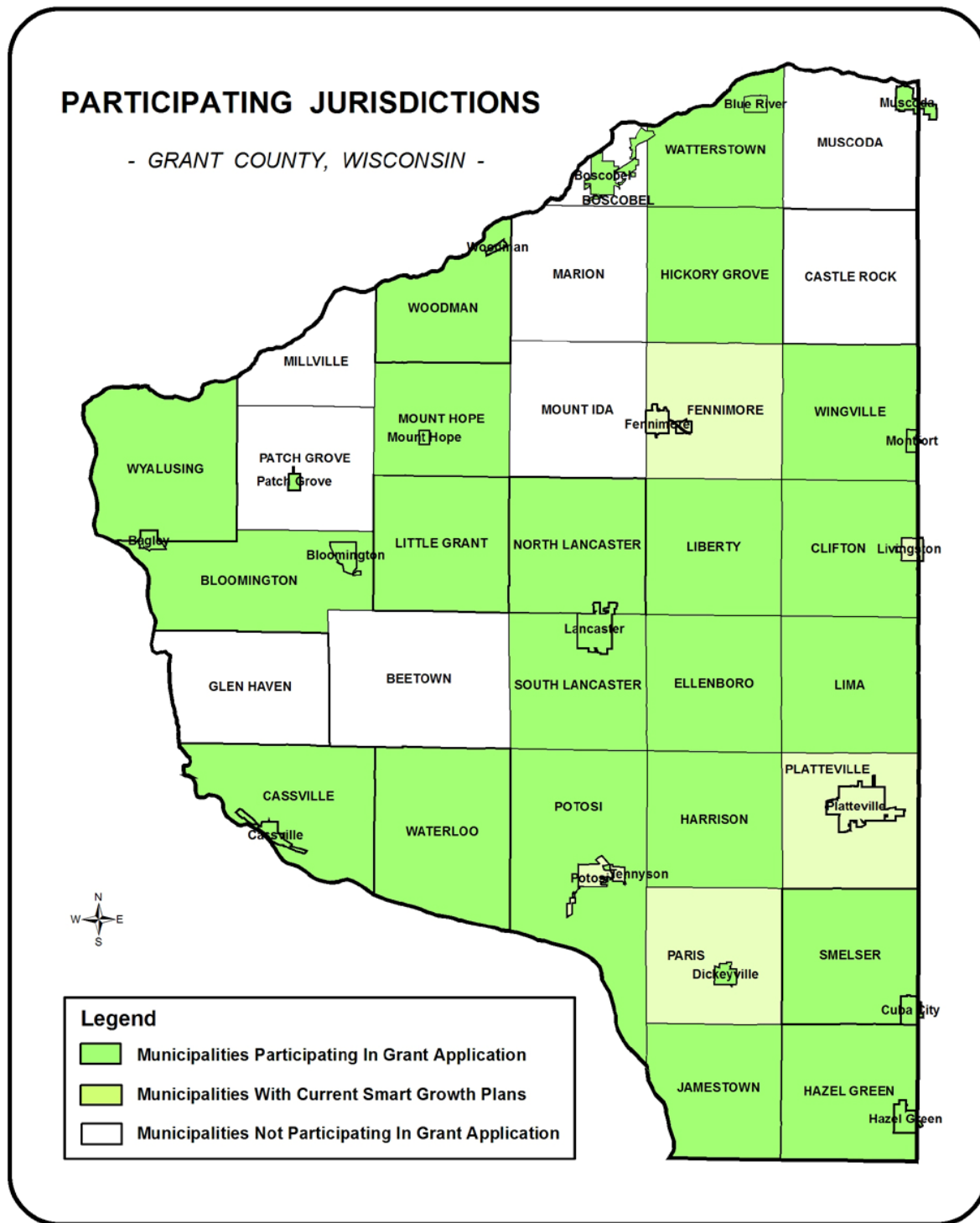
- Official Mapping

- Local Subdivision Regulations
- County, Town, Village or City zoning Ordinances
- Zoning of Shorelands or Wetlands in Shorelands

Comprehensive plans are a blueprint for how a community will develop and grow. Their purpose is to provide communities with information and policies that they shall use in the future to guide planning and community decisions. The Comprehensive Plan includes nine elements: Issues and Opportunities, Utilities and Community Facilities, Agriculture/Natural/Cultural Resources, Housing, Transportation, Economic Development, Intergovernmental Cooperation, Land Use, and Implementation. In addition, the Comprehensive Planning legislation establishes fourteen planning goals to guide planning efforts. The fourteen goals, along with other planning policies and objectives created during the planning process, appear throughout each chapter in this document.

Grant County, together with thirty-six (36) jurisdictions, including Cuba City, applied for a Comprehensive Planning Grant through the Wisconsin Department of Administration in the fall of 2006. In the spring of 2007, the thirty-month Comprehensive Planning Grant was awarded. Grant County and the jurisdictions within it contracted with the Southwestern Wisconsin Regional Planning Commission (SWWRPC) to complete individual comprehensive plans for each of the forty jurisdictions (Grant County, Cities, Towns, and Villages) in accordance with Wisconsin Statutes 66.1001. The only jurisdictions in Grant County that did not participate under the multi-jurisdiction grant were the towns of Beetown, Boscobel, Castle Rock, Fennimore, Glen Haven, Marion, Millville, Mount Ida, Muscoda, Paris, Patch Grove, and Platteville, the villages of Livingston, Potosi, and Tennyson, and the cities of Fennimore and Platteville. These jurisdictions either chose to complete their comprehensive plans using other resources or had already done so. The following is a list of all of the jurisdictions participating under the grant.

Grant County	Village of Bagley Village of Bloomington Village of Blue River Village of Cassville Village of Dickeyville Village of Hazel Green Village of Montfort Village of Mount Hope Village of Muscoda Village of Patch Grove Village of Woodman	Town of Mount Hope Town of North Lancaster Town of Potosi Town of Smelsor Town of South Lancaster Town of Waterloo Town of Watterstown Town of Wingville Town of Woodman Town of Wyalusing
	Town of Bloomington Town of Cassville Town of Clifton Town of Ellenboro Town of Harrison Town of Hazel Green Town of Hickory Grove Town of Jamestown Town of Liberty Town of Lima Town of Little Grant	City of Boscobel City of Cuba City City of Lancaster



According to state statute, Class 4 municipalities have extraterritorial jurisdiction to the area 1.5 miles outside of the corporate limits. During the course of this plan, this area shall be considered as part of the planning area. Conversely, the extraterritorial area will also be considered as part of the planning area for jurisdictions that border municipalities. The inclusion of the extraterritorial area in two separate plans underscores the importance of these lands and the importance of intergovernmental cooperation (see Chapter 8, Land Use). The purpose of the extraterritorial zone is essentially one of coordination with adjoining communities in an effort to anticipate and mitigate any impacts stemming from the development in that area.

**1.4.1 ROLES AND RESPONSIBILITIES**

The following indicates the roles and responsibilities of each entity involved in the comprehensive planning process.

- **Southwest Wisconsin Regional Planning Commission (SWWRPC)**
  - a. Provide staff services and project management for process.
  - b. Produce written plans and supplementary documents.
  - c. Plan, coordinate, and staff joint-jurisdictional meetings.
  
- **UW-Extension, Grant County**
  - a. Assist in developing and coordinating public participation plan, press releases, survey, visioning and education processes.
  
- **Grant County Zoning and Land Use Department**
  - a. Provide information, direction, and feedback to SWWRPC on process and plan development.
  
- **Town, Village, and City Planning Commissions**
  - a. Provide feedback and direction to SWWRPC in developing plan policies, information, and implementation measures.
  - b. Hold meetings to discuss comprehensive planning issues.
  - c. Develop comprehensive plan and recommend it to the governing body for adoption.
  - d. Represent the jurisdiction at joint-jurisdictional planning meetings.
  
- **County Zoning and Land Use Committee**
  - a. Provide feedback and direction to SWWRPC in developing the plan information, policies, and implementation measures.
  - b. Hold meetings to discuss comprehensive planning issues.
  - c. Develop comprehensive plan and recommend it to the governing body for adoption.
  - d. Represent the jurisdiction at joint-jurisdictional planning meetings.
  
- **Town, Village, City and County Boards**
  - a. Appoint plan commission members.
  - b. Provide funds for the process.
  - c. Provide notice for and hold local meetings and hearings for the adoption of the plan and implementation measures via ordinance.

**1.5 PUBLIC PARTICIPATION PLAN**

As part of the Comprehensive Planning legislation, every community must develop a public participation plan at the beginning of the planning process. The Cuba City Planning Commission has developed guidelines for involving the public as part of the requirements of the Comprehensive Planning Process (Section 66.1001(4)(a), Stats.). The goal of a public participation plan is to promote awareness of the planning process, to keep the public informed and educated, and to obtain input and participation from the public in order to create a plan, which reflects the vision and goals of the community.

Southwest Wisconsin Regional Planning Commission (SWWRPC) and UW-Extension were involved in a variety of outreach activities throughout the planning process. SWWRPC conducted informational meetings on each of the elements throughout the planning process. The variety of outreach methods either SWWRPC or UW-Extension used to publish the dates, times, and locations of informational meetings are listed below under the appropriate organization.

<b>SWWRPC</b>
<ul style="list-style-type: none"> <li>• Survey</li> </ul>
<b>UW-Extension</b>
<ul style="list-style-type: none"> <li>• UW- Extension Newsletter</li> <li>• UW-Extension Webpage</li> <li>• Press releases to appropriate news mediums for SWWRPC sponsored meetings.</li> </ul>

The Planning Committee will use the following methods as ways for public participation throughout the planning process:

1. *Press release in the local newspaper (Tri-County Press) one week prior to meeting.*
2. *Post agendas and meeting minutes at designated posting locations one week prior to meeting.*

---

Both community planning meetings and SWWRPC facilitated meetings served as the methods for public participation throughout the entire City of Cuba City Comprehensive Planning Process. Methods of public participation used to notify the primary audiences are listed above along with any other community members including property owners and persons with a vested or leasehold interest in property allowing the extraction of nonmetallic mineral resources in which the intensity or use of the property may be changed by the comprehensive plan. The success of the public participation plan is measured by the extent to which progress has been made towards the achievement of this plan's goals.

During the implementation phase of the project, the Planning Commission adopts, by majority vote, a resolution that formally recommends the adoption of the comprehensive plan (and any future plan amendments) to the City Council. CD copies of the recommended and adopted plan will be sent to the clerks of the Town of Smelsor, Grant County, and the Cuba City School District Administrators (Section 66.1001(4)(b), Stats.) In addition, a CD and a paper copy of the plan will be sent to the Wisconsin Department of Administration and to the Public Library serving the jurisdiction. Paper copies will also go to the Planning Commission, City Council, and City Clerk.

In order to comply with Act 307 regarding nonmetallic mining, the City of Cuba City will also send a copy of the plan, per a written request, to any operator who has applied for or obtained a nonmetallic reclamation permit; a person who has registered a marketable nonmetallic mineral deposit; and any other property owner or leaseholder who has an interest in property allowing the extraction of nonmetallic mineral resources.

Prior to adopting the plan, the City of Cuba City Council will hold at least one public hearing to discuss the recommended plan (Section 66.1001(4)(d), Stats.) and provide an opportunity for written comments by the public and respond to such comments through review and discussion at a City Council meeting. At least 30 days prior to the hearing, a Class 1 notice will be published that contains, at a minimum, the following:

- The date, time and location of the hearing
- A summary of the proposed plan or plan amendment
- The local government staff that can be contacted for additional information
- Where to inspect and how to obtain a copy of the proposal before the hearing

The City Council, by a majority vote, shall enact the ordinance adopting the recommended plan (Section 66.1001(4)(c), Stats.). The adopted plan and ordinance shall be distributed to the aforementioned parties in Section 66.1001(4)(b), Stats. The plan shall contain all nine elements identified in Section 66.1001(2), Stats. If the City Council asks the Planning Commission to revise the recommended plan, it is not mandatory that these revisions be sent to the distribution list. However, in the spirit of public participation and intergovernmental cooperation, revisions constituting a substantial change to the recommended plan may be sent to the distribution list.  
this comprehensive planning process.

## **1.6 COMMUNITY SURVEY**

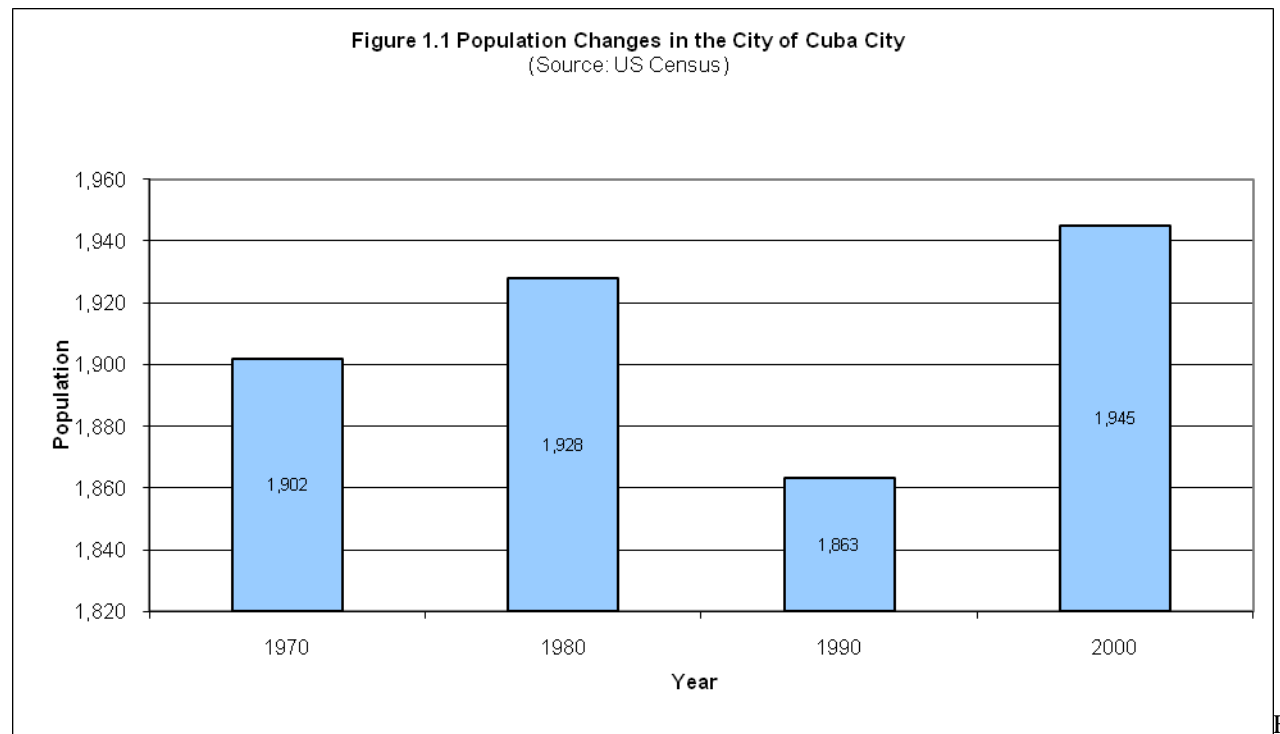
In the fall of 2007, the staff from SWWRPC distributed a countywide survey to all property owners in Grant County. The purpose of the survey was to provide participating planning commissions with community feedback regarding key elements in the comprehensive plan. A total of 16,491 surveys were sent to property owners in Grant County. The University of Wisconsin River Falls (UWRF) Survey Research Center was responsible for tabulating and analyzing the survey responses. (See Issues and Opportunities Chapter Attachments for your jurisdiction's survey results.)

### 1.7 COMMUNITY PROFILE AND PROJECTION

The following displays the population statistics and projections that were prepared as part of the requirements of the Comprehensive Planning legislation. Other demographic data and statistics, such as employment characteristics, are in their corresponding chapters.

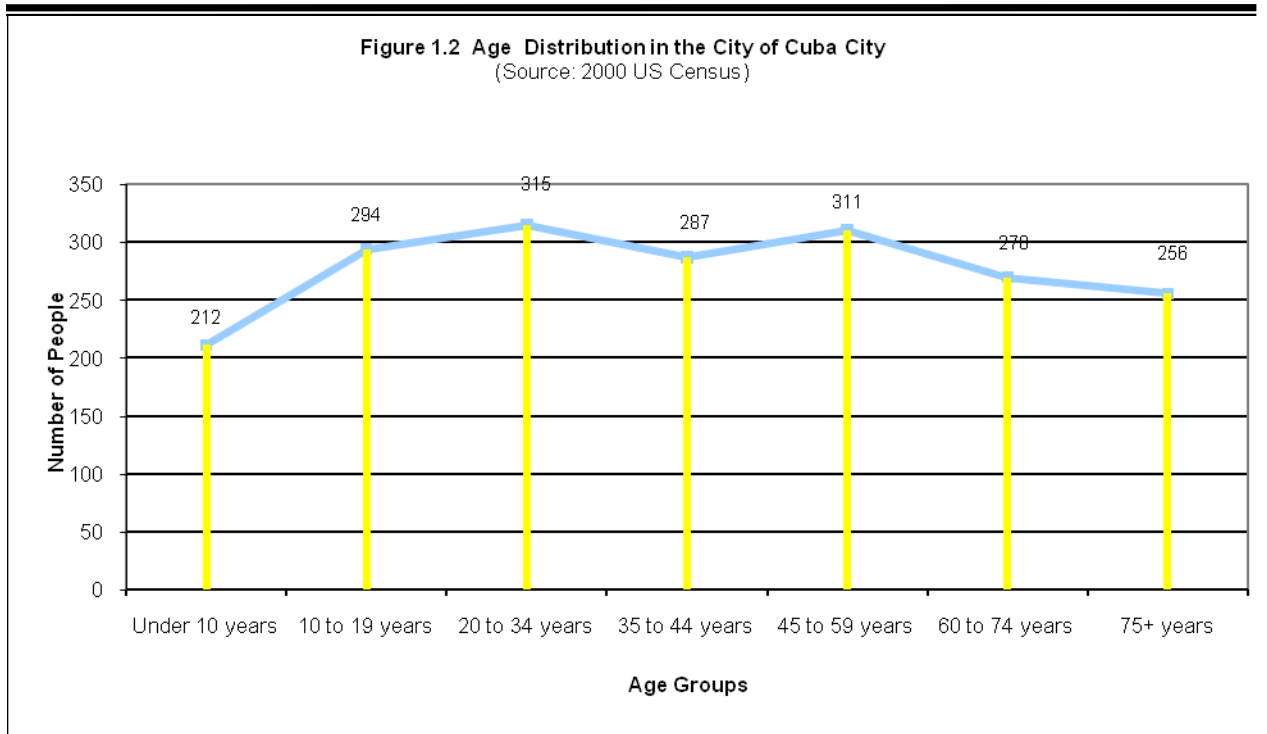
Table 1.1 Population Statistics (Source: DP-1,DP-2. 2000 U.S. Census)

Population	Cuba City Number	Cuba City Percent	Grant County Number	Grant County Percent	Wisconsin Number	Wisconsin Percent
Total Population (1970)	1,902	100.0%	48,398	100.0%	4,417,933	100.0%
Total Population (1980)	1,928	100.0%	51,736	100.0%	4,705,767	100.0%
Total Population (1990)	1,863	100.0%	49,264	100.0%	4,891,769	100.0%
Total Population (2000)	1,945	100.0%	49,597	100.0%	5,363,675	100.0%
<b>SEX AND AGE (2000)</b>						
Male	945	48.6%	25,164	50.7%	2,649,041	49.4
Female	1,000	51.4%	24,433	49.3%	2,714,634	50.6
Under 10 years	212	10.9%	5,738	11.6%	721,824	13.5%
10 to 19 years	294	15.1%	8,490	17.1%	810,269	15.1%
20 to 34 years	315	16.2%	9,995	20.2%	1,063,460	19.8%
35 to 44 years	287	14.8%	7,096	14.3%	875,522	16.3%
45 to 59 years	311	16.0%	8,533	17.2%	985,048	18.4%
60 to 74 years	270	13.9%	5,918	12.0%	560,306	10.4%
75+ years	256	13.1%	3,827	7.7%	347,246	6.5%
		100%		100.0%		100%
<b>Median Age (2000)</b>	<b>40.3</b>		<b>35.9</b>		<b>36.0</b>	



Figure

1.1 shows that the City of Cuba City experienced an overall population increase from 1970 to 2000 (2.2%).



Figure

1.2 shows the population of the City of Cuba City by age distribution for the year 2000. The largest group is ages 20 to 34 (315 people) making up 16.2 % of the population. The second largest age group of 45 to 59 contains 16.0% of the population with 311 people. The City’s median age is 40.3.



Figure

1.3 compares the population percentage by age group for Cuba City, Grant County, and the State of Wisconsin.

Table 1.2 Population Projections (Source: 2007 SWWRPC)

Age Group	2010 Low	2010 High	2020 Low	2020 High	2030 Low	2030 High
Less than 10	228	234	200	210	192	205
10 to 19 Years	268	275	259	273	232	248
20 to 34 Years	409	420	361	380	338	365
35 to 44 Years	243	250	307	323	281	303
45 to 59 Years	452	464	418	440	444	479
60 to 74 Years	346	356	460	485	514	555
75+ Years	291	299	311	327	395	426
<b>Total</b>	<b>2,236</b>	<b>2,298</b>	<b>2,316</b>	<b>2,439</b>	<b>2,395</b>	<b>2,581</b>

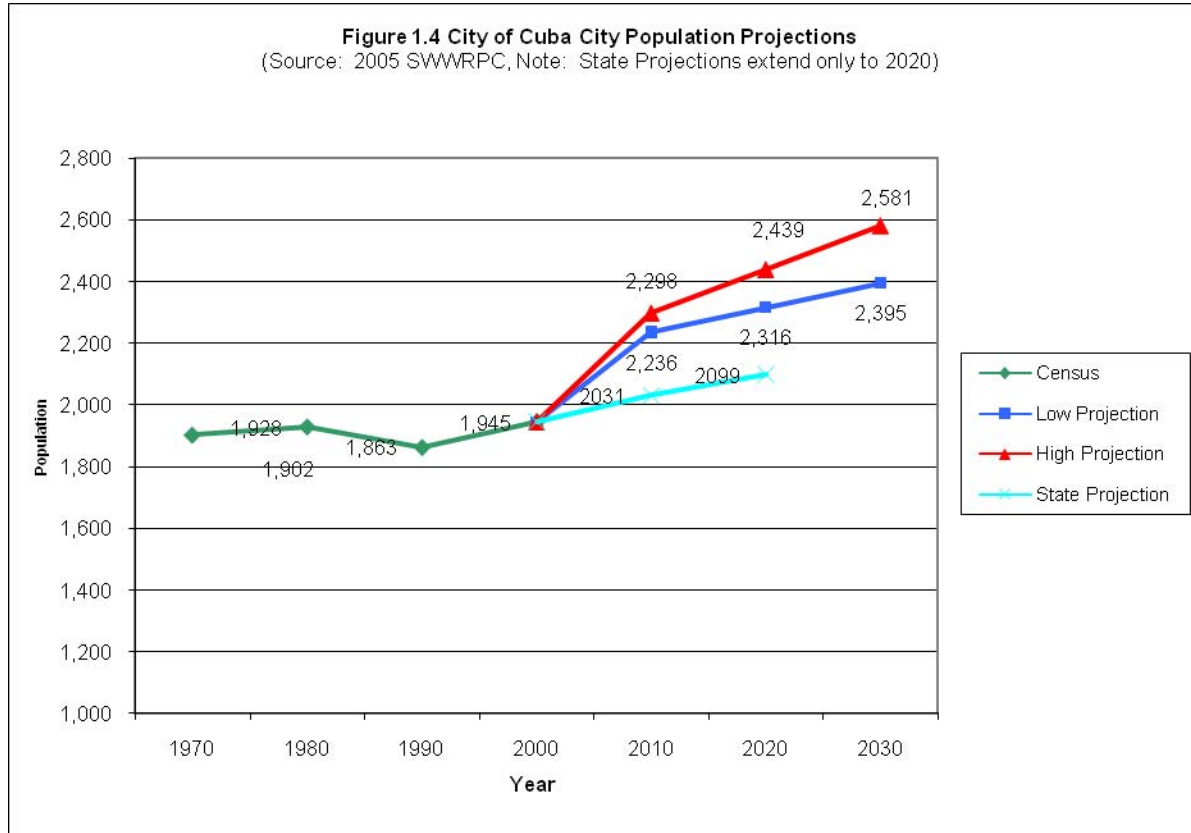


Figure 1.4 shows the projected populations for the years 2010, 2020, and 2030. The red line indicates a future high projection, while the blue line indicates a future low projection. The State projection trends lower than both the projected high and low trend line given by SWWRPC.

Table 1.3 Educational Attainments (Source: DP-1,DP-2. 2000 US Census)

Educational Attainment	City of Cuba City Number	City of Cuba City Percent	Grant County Number	Grant County Percent	Wisconsin Percent
Less than 9th Grade	150	11.2%	2,346	7.7%	5.4%
9th to 12th No Diploma	135	10.1%	2,713	8.9%	9.6%
HS Grad	506	37.8%	12,255	40.0%	34.6%
Some College	272	20.3%	5,828	19.0%	20.6%
Associate Degree	106	7.9%	2,230	7.3%	7.5%
Bachelor's Degree	122	9.1%	3,332	10.9%	15.3%
Graduate/Prof. Degree	46	3.4%	1,921	6.3%	7.2%
Percent High School Grad or Higher	78.7%		83.5%		85.1%

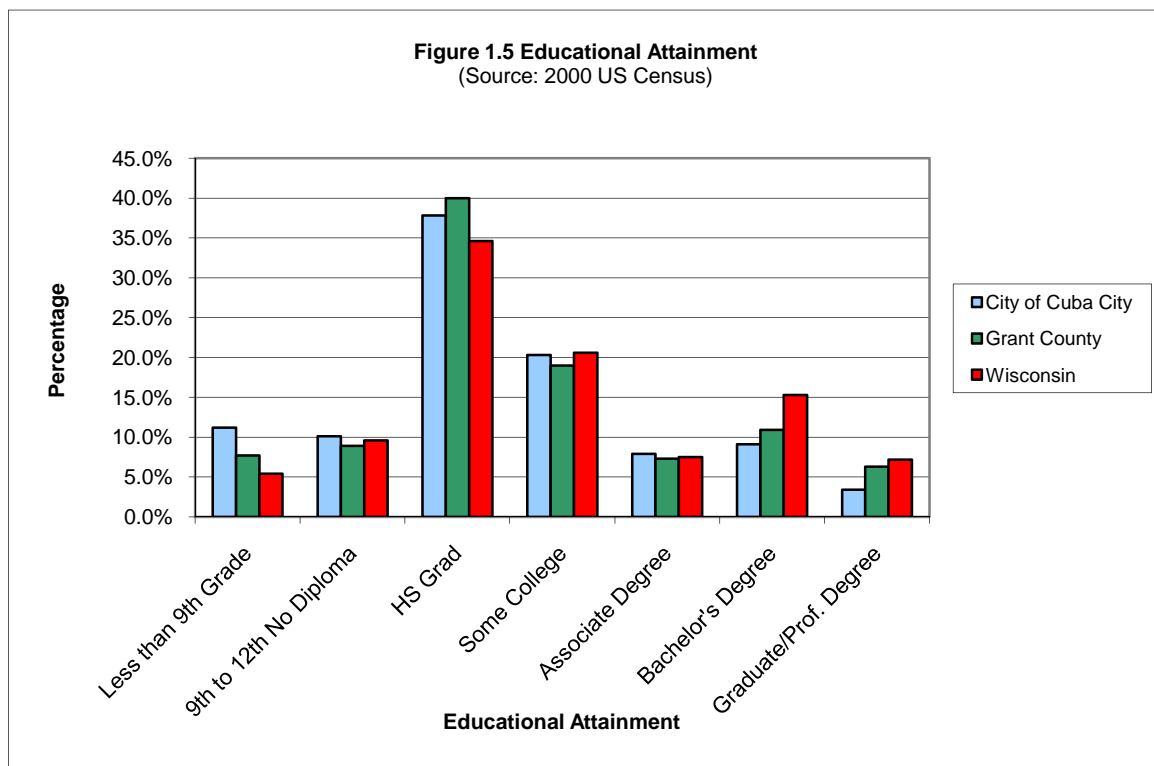


Table 1.4 Occupations (Source: DP-1,DP-2. 2000 US Census)

Occupations	Cuba City Number	Cuba City Percent	Grant County Number	Grant County Percent	Wisconsin Number	Wisconsin Percent
Prod, Trans & Mat. Moving	181	19.0%	4,981	19.9%	540,930	19.8%
Const, Extraction & Maint.	96	10.1%	2,294	9.1%	237,086	8.7%
Farm, Fishing & Forestry	20	2.1%	753	3.0%	25,725	0.9%
Sales & Office	248	26.0%	5,524	22.0%	690,360	25.2%
Services	163	17.1%	4,025	16.0%	383,619	14.0%
Mgmt, Prof & Related	247	25.9%	7,511	29.9%	857,205	31.3%
Total	955	100%	25,088	100%	2,734,925	100%

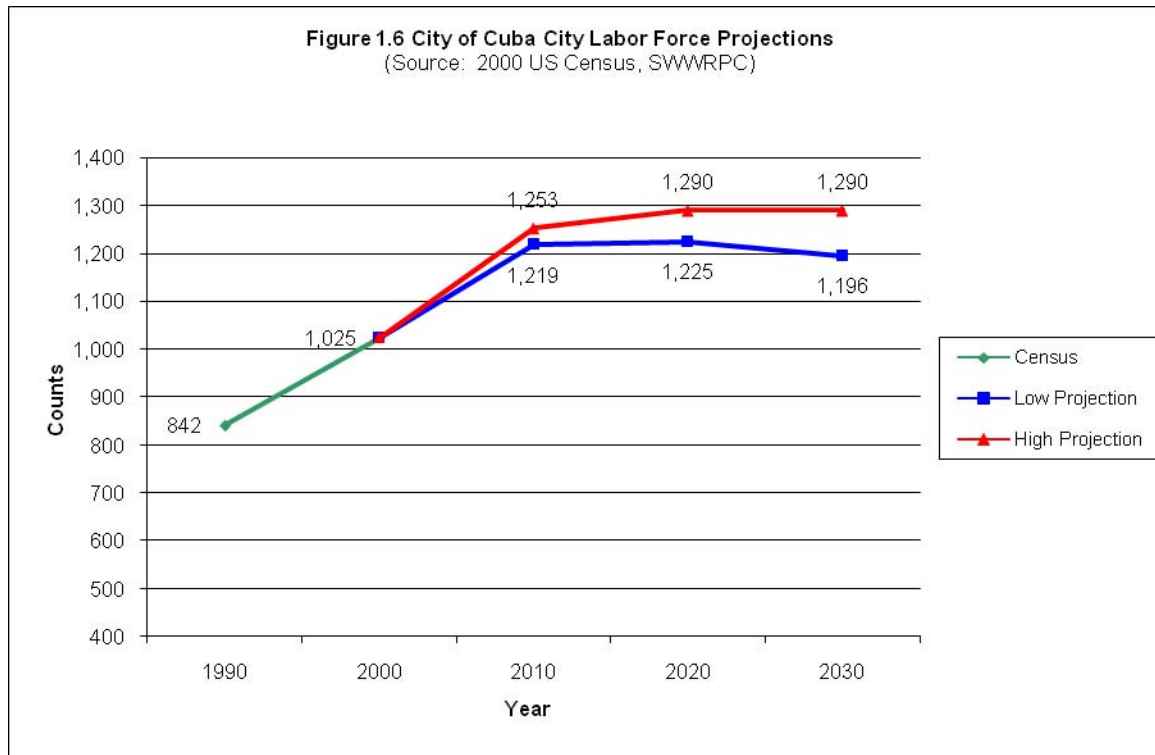


Figure 1.6 shows the projected labor force populations for the years 2010, 2020, and 2030. The red line indicates a high projection, while the blue line indicates the low projection. Labor data was not available for 1980 or 1970.

**1.8 ISSUES AND OPPORTUNITIES AGENCIES AND PROGRAMS**

At the end of each chapter of this comprehensive plan is a section that lists some of the state and federal agencies and programs that exist to help communities: it is not an exhaustive list. Many of these agencies and programs (a brief program description and contact information is given) can provide expertise or funding to help implement some of the recommendations of this comprehensive plan. Your community should contact the agency of interest to obtain the most up-to-date information. Grants.gov (see below) is one source that could be used to accrue funding for all types of projects.

**GRANTS.GOV ([www.grants.gov](http://www.grants.gov))**

Grants.gov allows organizations to electronically find and apply for competitive grant opportunities from all Federal grant-making agencies. Grants.gov is the single access point for over 900 grant programs offered by the 26 Federal grant-making agencies. The U.S. Department of Health and Human Services is the managing partner for Grants.gov.

**ISSUES AND OPPORTUNITIES  
CHAPTER ATTACHMENTS**

---

---

## City of Cuba City

During September and October of 2007 a total of 590 questionnaires were sent to households in the City of Cuba and 154 questionnaires were returned for a return rate of 26 percent. This number of returned surveys will provide estimates that are expected to be accurate to within plus or minus seven percent.

Key results of this survey include:

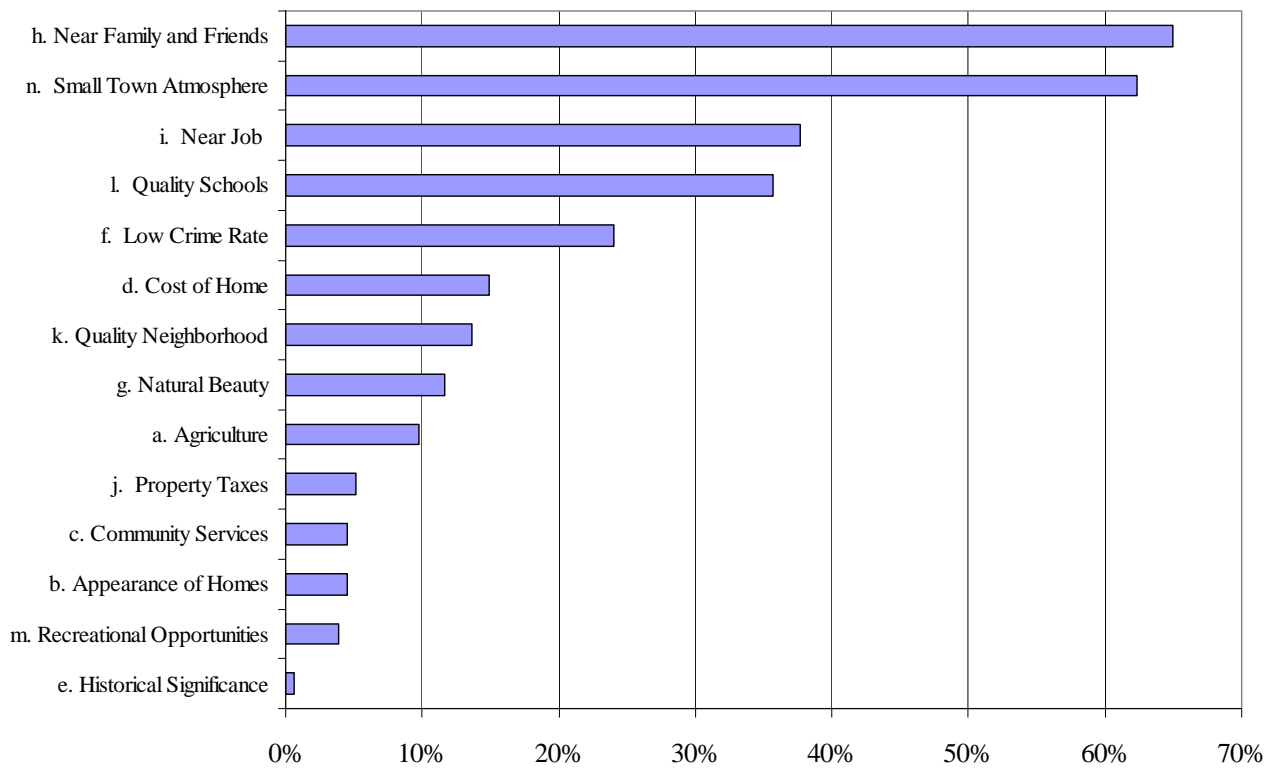
- Residents of the Cuba City feel their quality of life is most significantly affected by the nearness of family & friends (65%) and the small town atmosphere (62%).
- Residents generally feel that their community facilities are above average.
- Very large majorities of residents place great importance on protecting their natural resource base.
- Almost two-thirds of residents agreed that the City needs more affordable housing and should focus on improving existing homes.
- Residents are almost equally split on their preference between traditional and cluster designs.
- A majority of residents do not favor using productive agricultural land for any use other than agriculture.
- Residents feel strongly that driveways should be required to meet standards for emergency vehicle access and that visual aspects should be considered in evaluating proposed developments.
- A very large majority (85%) of residents report the total amount of land they own in the County is less than one acre.
- Residents are quite satisfied with the overall road network and condition of the roads within the County.
- Nearly three-fourths of the residents feel that biking and walking are important modes of transportation. A majority would like to see more designated biking and walking lanes along existing roadways, although a substantial proportion (25%) are less supportive of this.
- A majority of residents indicate that direct mailing and newsletters are their preferred methods for receiving information about Comprehensive Planning.
- A majority of residents feel that development of all types of alternative energy (wind, solar, ethanol) is important.
- Residents overwhelmingly believe that Grant County should coordinate efforts to recruit new business and industry.
- Residents view a wide variety of types of business development as important in Grant County. Every respondent agreed that agricultural related businesses are important or very important.
- The demographics of the City of Cuba mirror those of the overall Grant County sample with the exception of the number of children under 18 in the household. City of Cuba residents have more households with no children under the age of 18 than the County sample.

SUMMARY OF KEY POINTS – QUALITY OF LIFE

Based on their responses to the Grant County Land Use Survey, residents of Cuba City feel that:

- Their quality of life is most significantly affected by the nearness of family & friends (65%) and the small town atmosphere (62%).
- There is a large drop to the next highest important reasons residents choose to live in Cuba City; to be near their job (38%) and the quality of schools (36%).
- On the other end of the continuum, five percent or less of the City of Cuba residents indicate that property taxes, community services, appearance of homes, recreational opportunities, and historical significance are among their top reasons.

Quality of Life Factors



**SUMMARY OF KEY POINTS – QUALITY OF LIFE (COUNTY COMPARISON)**

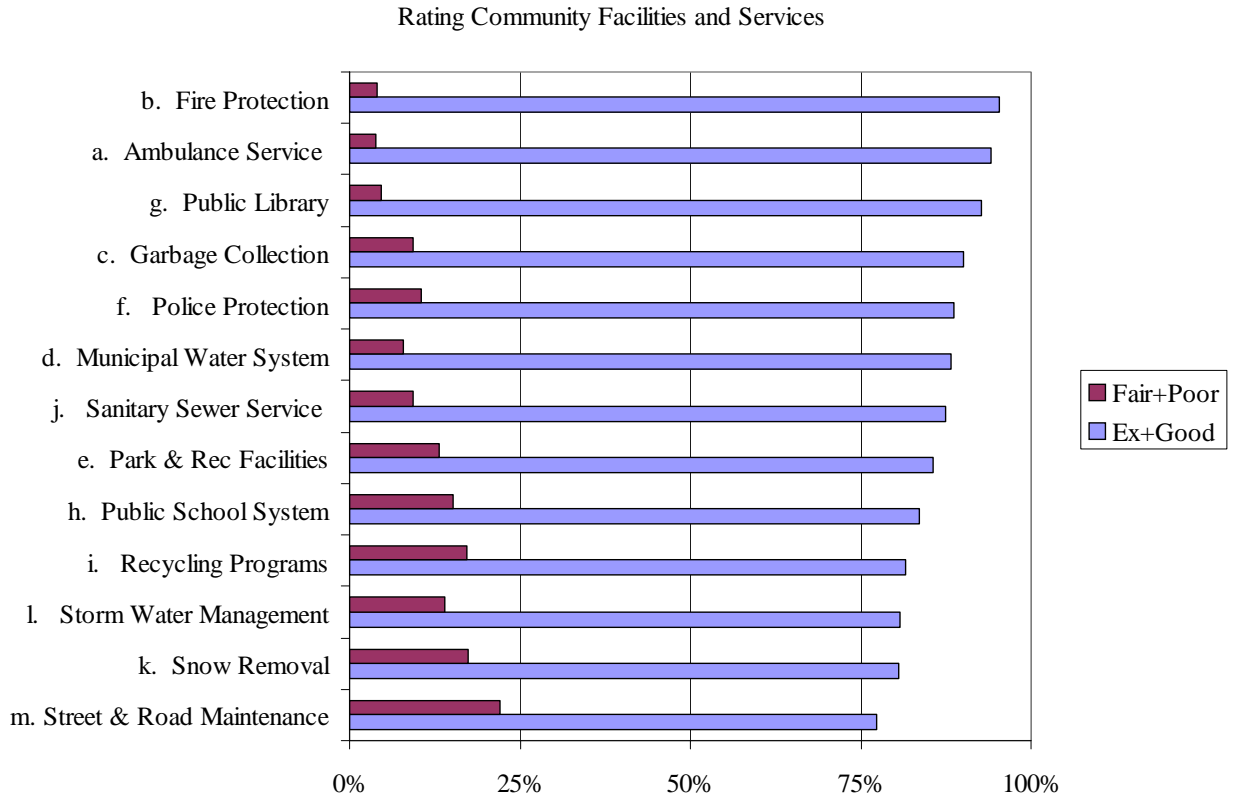
- Compared to Grant County as a whole, Cuba City residents’ quality of life is less affected by agriculture and natural beauty.
- Cuba City residents are more influenced by the nearness of family and friends and the quality of schools than compared to the county.

**1. What are the three most important reasons you and your family choose to live in Grant County?**

	<b>Cuba City</b>	<b>County</b>		<b>Cuba City</b>	<b>County</b>
<b>a. Agriculture</b>	10%	17%	<b>i. Near Job</b>	38%	40%
<b>b. Appearance of Homes</b>	5%	2%	<b>j. Property Taxes</b>	5%	6%
<b>c. Community Services</b>	5%	3%	<b>k. Quality Neighborhood</b>	14%	10%
<b>d. Cost of Home</b>	15%	17%	<b>l. Quality Schools</b>	36%	18%
<b>e. Historical Significance</b>	1%	2%	<b>m. Recreational Opportunities</b>	4%	9%
<b>f. Low Crime Rate</b>	24%	20%	<b>n. Small Town Atmosphere</b>	62%	58%
<b>g. Natural Beauty</b>	12%	24%	<b>o. Other</b>	3%	5%
<b>h. Near Family and Friends</b>	65%	56%			

**SUMMARY OF KEY POINTS – COMMUNITY FACILITIES AND SERVICES**

- Residents of Cuba City generally feel that their community facilities are above average.
- Substantial majorities of residents feel that all the community facilities and services asked about in the survey are excellent or good.
- The highest percent (22%) of fair or poor ratings are for street and road maintenance.



**SUMMARY OF KEY POINTS – COMMUNITY FACILITIES AND SERVICES (COUNTY COMPARISON)**

- Cuba City residents rated all community facilities and services better than the overall county ratings.
- Facilities and services rated significantly better than the county are garbage collection, municipal water systems, park & recreation facilities, sanitary sewer service, storm water management, and street & road maintenance.

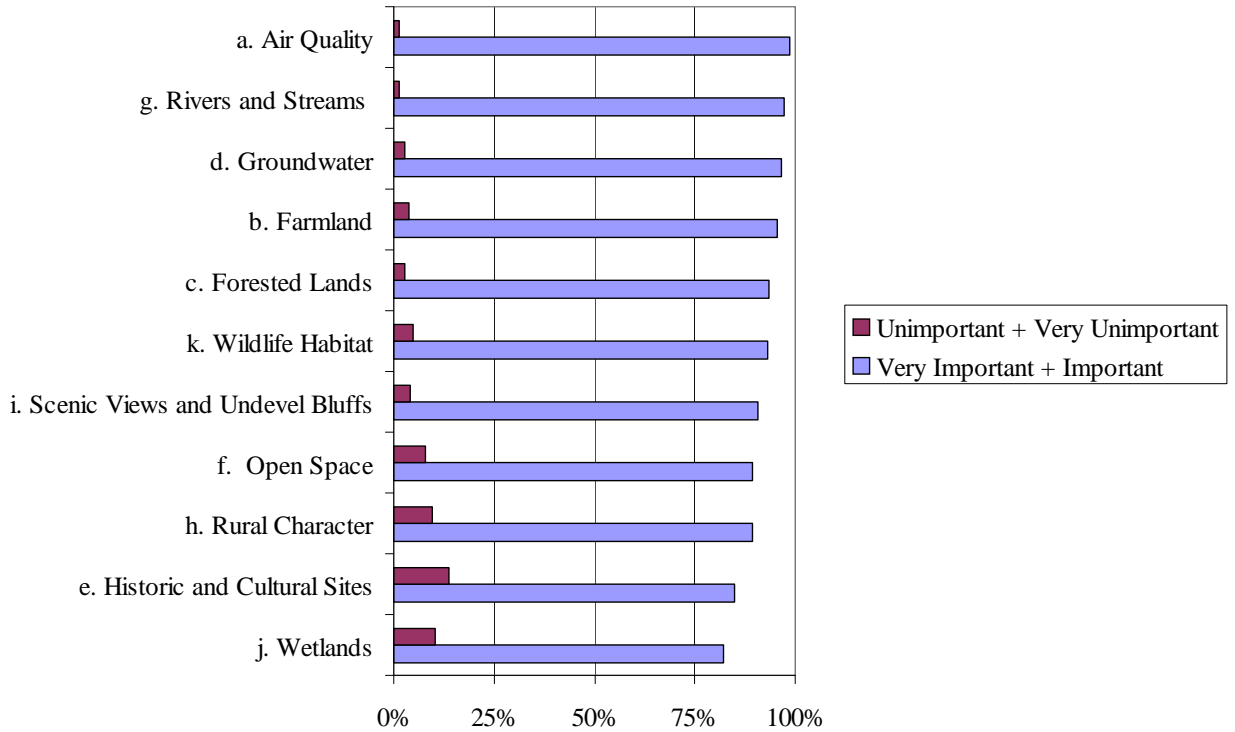
**2. Rate the following local services**

	Excellent		Good		Fair		Poor		Not Applicable	
	Cuba City	Cnty	Cuba City	Cnty	Cuba City	Cnty	Cuba City	Cnty	Cuba City	Cnty
<b>a. Ambulance Service</b>	62%	54%	32%	35%	4%	6%	0%	0%	2%	5%
<b>b. Fire Protection</b>	61%	54%	34%	39%	4%	4%	0%	0%	1%	3%
<b>c. Garbage Collection</b>	43%	39%	47%	39%	7%	9%	2%	2%	1%	11%
<b>d. Municipal Water System</b>	37%	23%	51%	38%	7%	10%	1%	2%	4%	26%
<b>e. Park &amp; Rec Facilities</b>	31%	30%	55%	47%	9%	13%	4%	2%	1%	7%
<b>f. Police Protection</b>	38%	27%	51%	45%	10%	20%	1%	4%	1%	4%
<b>g. Public Library</b>	45%	33%	48%	46%	3%	11%	2%	2%	3%	8%
<b>h. Public School System</b>	43%	30%	40%	49%	13%	13%	2%	2%	1%	6%
<b>i. Recycling Programs</b>	23%	31%	59%	51%	15%	12%	2%	2%	1%	3%
<b>j. Sanitary Sewer Service</b>	30%	25%	57%	42%	9%	8%	0%	1%	3%	24%
<b>k. Snow Removal</b>	29%	27%	52%	47%	15%	17%	2%	2%	2%	7%
<b>l. Storm Water Management</b>	24%	16%	57%	43%	11%	16%	3%	3%	5%	22%
<b>m. Street &amp; Road Maintenance</b>	16%	16%	61%	46%	17%	28%	5%	8%	1%	2%

SUMMARY OF KEY POINTS – NATURAL AND CULTURAL RESOURCES

- Very large majorities of residents in Cuba City place great importance on the protection of their natural resource base.
- The combined responses in the “Important” and “Very Important” categories exceed 81 percent for all resources listed.
- They have near unanimity (99 percent) regarding the importance to protect air quality.

Importance of Protecting Natural & Cultural Resources



**SUMMARY OF KEY POINTS – NATURAL AND CULTURAL RESOURCES (COUNTY COMPARISON)**

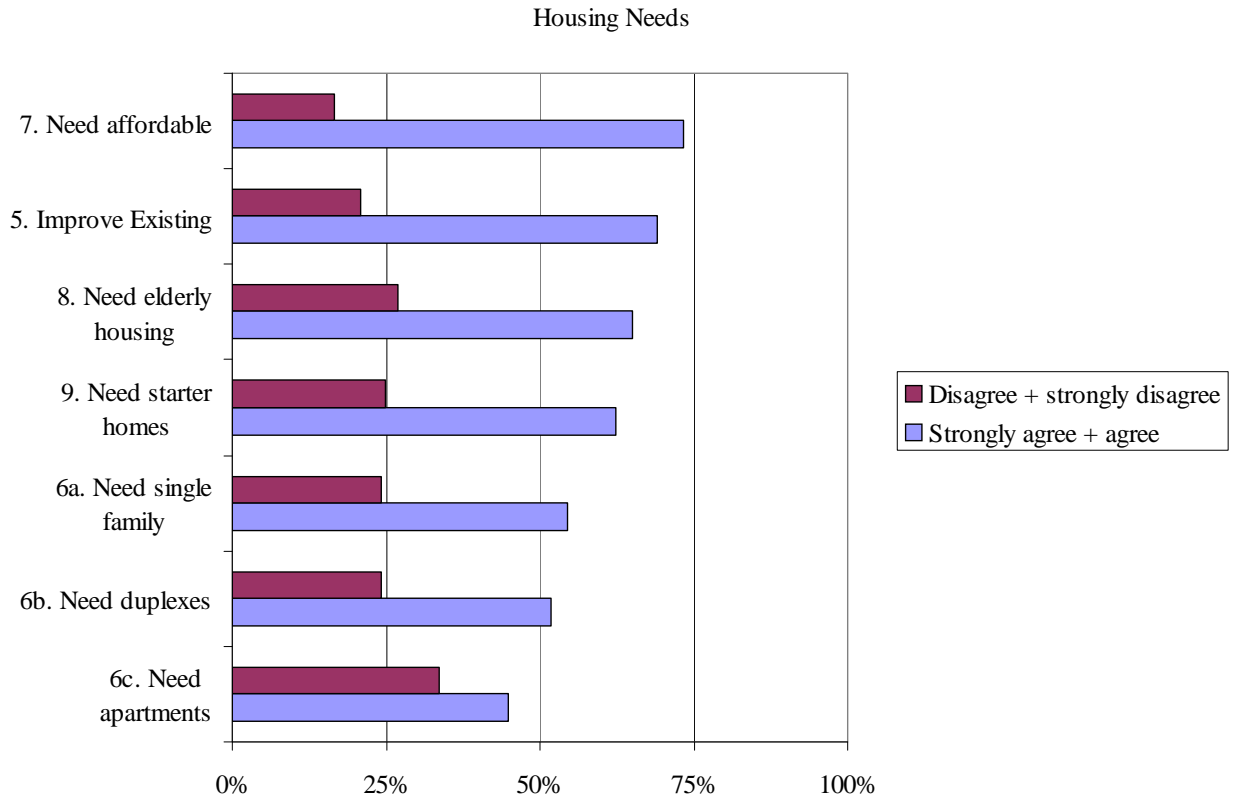
- Residents of Cuba City give a similar level of importance to preserving all the natural and cultural resources as County residents as a whole.

**4. It is important to protect the following:**

	Very Important		Important		Unimportant		Very Unimportant		Not Applicable	
	Cuba City	Cnty	Cuba City	Cnty	Cuba City	Cnty	Cuba City	Cnty	Cuba City	Cnty
<b>a. Air Quality</b>	73%	68%	25%	29%	1%	2%	0%	1%	0%	1%
<b>b. Farmland</b>	61%	59%	34%	37%	4%	3%	0%	1%	1%	1%
<b>c. Forested Lands</b>	51%	54%	42%	40%	3%	3%	0%	1%	4%	2%
<b>d. Groundwater</b>	75%	73%	22%	25%	3%	1%	0%	0%	1%	0%
<b>e. Historic and Cultural Sites</b>	25%	27%	60%	57%	12%	13%	2%	1%	1%	2%
<b>f. Open Space</b>	33%	34%	56%	53%	8%	10%	0%	1%	3%	2%
<b>g. Rivers and Streams</b>	60%	64%	37%	34%	1%	2%	0%	0%	1%	0%
<b>h. Rural Character</b>	37%	39%	52%	47%	9%	12%	0%	1%	1%	2%
<b>i. Scenic Views &amp; Undeveloped Bluffs</b>	35%	46%	56%	42%	4%	9%	0%	2%	5%	1%
<b>j. Wetlands</b>	28%	40%	54%	41%	9%	12%	1%	2%	8%	4%
<b>k. Wildlife Habitat</b>	43%	47%	51%	43%	3%	7%	1%	1%	2%	2%

SUMMARY OF KEY POINTS – HOUSING

- Almost two-thirds of Cuba City residents agreed that the City needs more affordable housing and should focus on improving existing homes.
- Majorities believe that there is a need for additional housing units of most types, including specialty housing for senior citizens, starter homes, single family, and duplex units.
- They are less sure about the need for more apartments.



**SUMMARY OF KEY POINTS – HOUSING (COUNTY COMPARISON)**

- Relative to the County, Cuba City residents are generally more supportive of additional apartments, duplex units, the need for affordable housing, and starter homes.
- Like the County, Cuba City residents a minority of residents agree that there is a need for more apartments but still rate them substantially higher than the County.
- In contrast to Grant County as a whole preferred housing to be built in a cluster design, residents of the Cuba City are almost equally split on their preference between traditional and cluster designs.

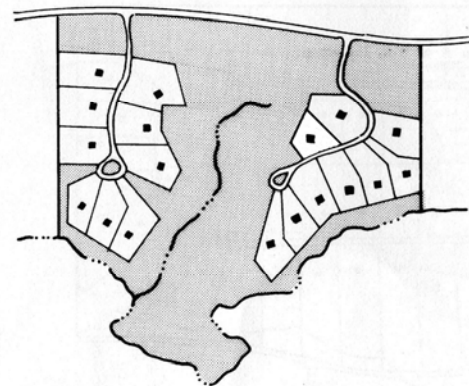
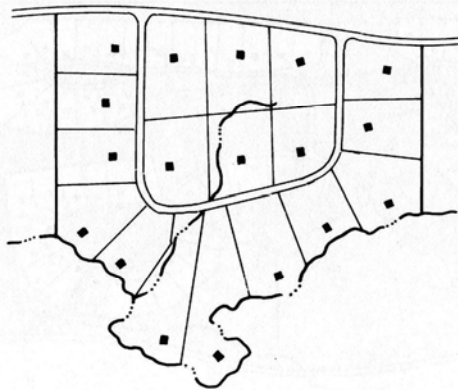
	Strongly Agree		Agree		Disagree		Strongly Disagree		No Opinion	
	Cuba City	Cnty	Cuba City	Cnty	Cuba City	Cnty	Cuba City	Cnty	Cuba City	Cnty
<b>5. Improve existing housing quality.</b>	17%	24%	52%	44%	21%	16%	0%	3%	10%	13%
<b>6. Need following housing types:</b>										
<b>a. Single Family Housing</b>	16%	19%	39%	40%	23%	15%	1%	5%	21%	21%
<b>b. Duplexes (2 units)</b>	10%	8%	42%	33%	18%	25%	6%	9%	24%	25%
<b>c. Apartments (3 or more units)</b>	14%	7%	31%	24%	27%	31%	6%	12%	22%	26%
<b>7. Need affordable housing</b>	25%	31%	48%	36%	13%	14%	3%	6%	10%	13%
<b>8. Need elderly housing</b>	24%	20%	41%	43%	23%	19%	4%	4%	8%	14%
<b>9. Need starter homes</b>	21%	19%	42%	37%	20%	23%	5%	4%	13%	16%

**10. Would you prefer housing built in a traditional design (Option A) or a cluster design (Option B)?**

**OPTION A**

**OPTION B**

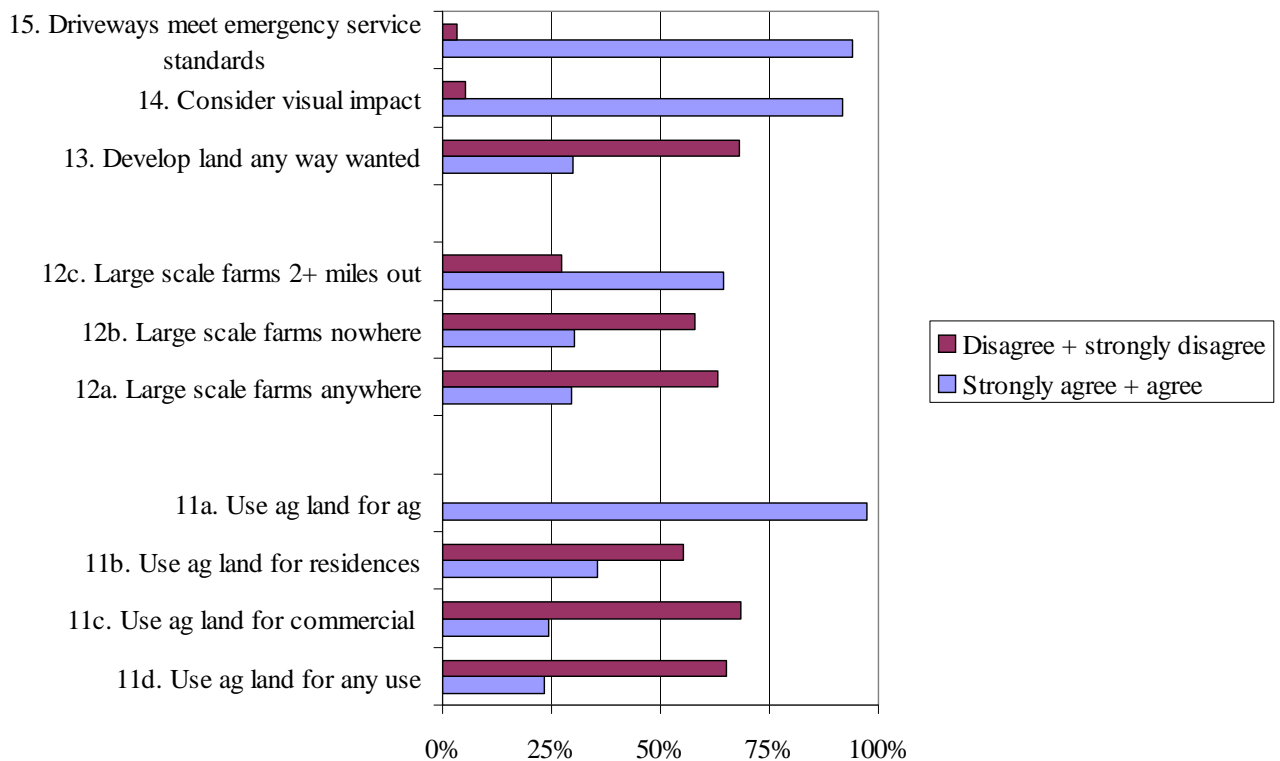
Traditional Design		Cluster Design	
Cuba City	County	Cuba City	County
<b>49%</b>	<b>39%</b>	<b>51%</b>	<b>61%</b>



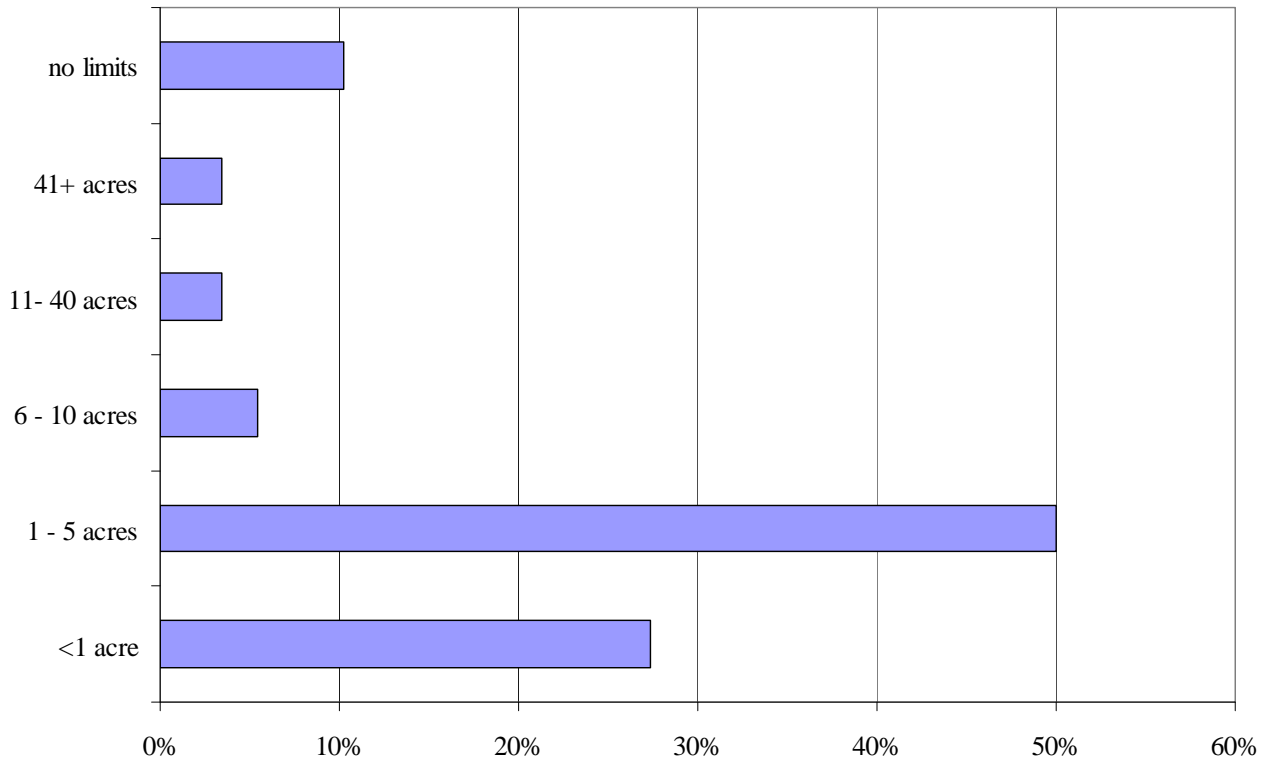
SUMMARY OF KEY POINTS – AGRICULTURE AND LAND USE

- A majority of residents of Cuba City do not favor using productive agricultural land for uses other than agriculture.
- Residents feel strongly that driveways should be required to meet standards for emergency vehicle access and that visual aspects should be considered in evaluating proposed developments.
- More than twice as many residents oppose landowners developing land any way they want (68%) as support this view (30%).
- A majority of Cuba City residents are opposed to allowing large-scale livestock operations to be developed anywhere in the County (63%); nor do they favor prohibiting them everywhere (58%). Rather, almost two-thirds (64%) of the City residents favor locating large-scale livestock operations beyond a 2 mile radius from incorporated areas.
- The graphs on the next page indicate that half of the residents of Cuba City favor a minimum lot size for rural housing of one to five acres.
- A very large majority (85%) of Cuba City residents report the total amount of land they own in the County is less than one acre.

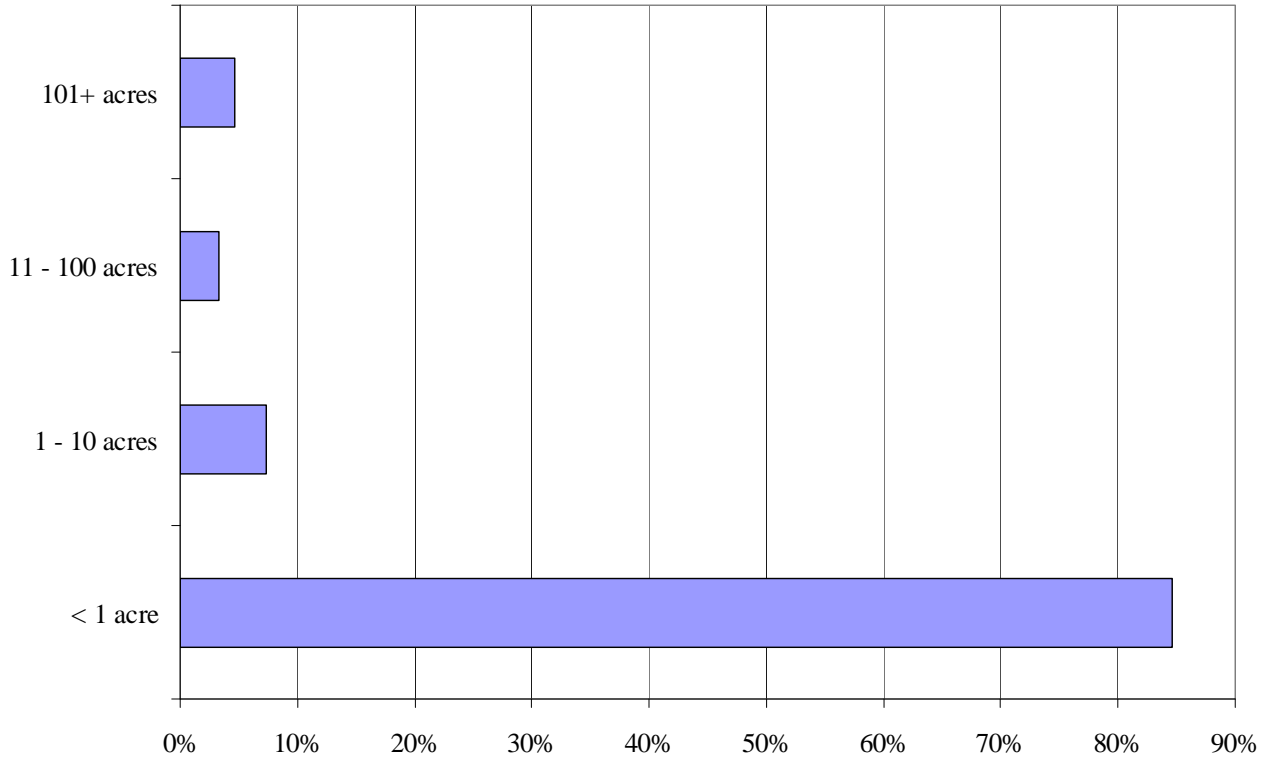
Land Use Opinions



Preferred Minimum Lot Size



Acres Owned in Grant County



**SUMMARY OF KEY POINTS – AGRICULTURE AND LAND USE (COUNTY COMPARISON)**

- Residents of Cuba City are more supportive of using agricultural land for any use than is true for Grant County as a whole.
- They also feel more strongly than the County about considering the importance of the visual impacts in evaluating proposed development.
- Residents of the Cuba City share similar opinions with the County about use of agricultural land for agriculture, residential, and commercial uses, where large scale farms should be allowed to expand, about landowners rights to develop land any way they want, and the importance of driveways meeting EMS standards.
- A majority of Cuba City residents and the County agree there should be a minimum lot size on residential development in rural areas. The largest percentage would opt for a 1 to 5 acres minimum. Cuba City is more supportive than the County of a minimum lot size of less than 1 acre and less supportive of a minimum lot size in excess of 6 acres.
- Cuba City residents own fewer acres of land than Grant County residents overall.
- These residents also farm less and fewer anticipate their land will be actively farmed in the future than is true for the County.

	Strongly Agree		Agree		Disagree		Strongly Disagree		No Opinion	
	Cuba City	Cnty	Cuba City	Cnty	Cuba City	Cnty	Cuba City	Cnty	Cuba City	Cnty
<b>11a. Use ag land for ag</b>	75%	76%	22%	21%	0%	1%	0%	0%	3%	2%
<b>11b. Use ag land for residences</b>	6%	4%	29%	28%	43%	44%	12%	17%	9%	7%
<b>11c. Use ag land for commercial</b>	4%	3%	21%	19%	49%	45%	20%	26%	7%	7%
<b>11d. Use ag land for any use</b>	4%	4%	19%	8%	40%	40%	25%	36%	11%	12%
<b>12. Expand lg farms (500+ an. units):</b>										
<b>a. Anywhere in Grant County</b>	10%	9%	19%	17%	40%	42%	23%	23%	8%	8%
<b>b. Nowhere in Grant County</b>	15%	12%	15%	14%	36%	44%	22%	19%	12%	12%
<b>c. 2 miles outside inc areas</b>	21%	23%	43%	39%	14%	17%	13%	9%	8%	12%
<b>13. Develop land any way wanted</b>	12%	11%	18%	17%	50%	52%	18%	18%	2%	2%
<b>14. Consider visual impacts of devel</b>	34%	28%	57%	57%	5%	9%	1%	2%	3%	5%
<b>15. Driveways meet EMS standards</b>	43%	38%	51%	52%	3%	6%	1%	0%	3%	4%

**16. There should be a minimum lot size on residential development in rural areas.**

Strongly Agree		Agree		Disagree		Strongly Disagree		No Opinion	
Cuba City	Cnty	Cuba City	Cnty	Cuba City	Cnty	Cuba City	Cnty	Cuba City	Cnty
30%	24%	38%	48%	17%	16%	5%	5%	9%	8%

**17. In your opinion, what should the minimum lot size be for rural residential development?**

Less than 1 acre		1 to 5 acres		6 to 10 acres		11 to 40 acres		41 or more acres		No Limitation	
Cuba City	Cnty	Cuba City	Cnty	Cuba City	Cnty	Cuba City	Cnty	Cuba City	Cnty	Cuba City	Cnty
27%	19%	50%	49%	5%	13%	3%	5%	3%	4%	10%	11%

**18. How many acres of land do you own in Grant County?**

Less Than 1 acre		1-10 acres		11-100 acres		101 acres or more	
Cuba City	Cnty	Cuba City	Cnty	Cuba City	Cnty	Cuba City	Cnty
85%	60%	7%	17%	3%	10%	5%	13%

**19. Do you actively farm the land you own?**

Yes		No		Not Applicable	
Cuba City	Cnty	Cuba City	Cnty	Cuba City	Cnty
3%	14%	58%	55%	39%	31%

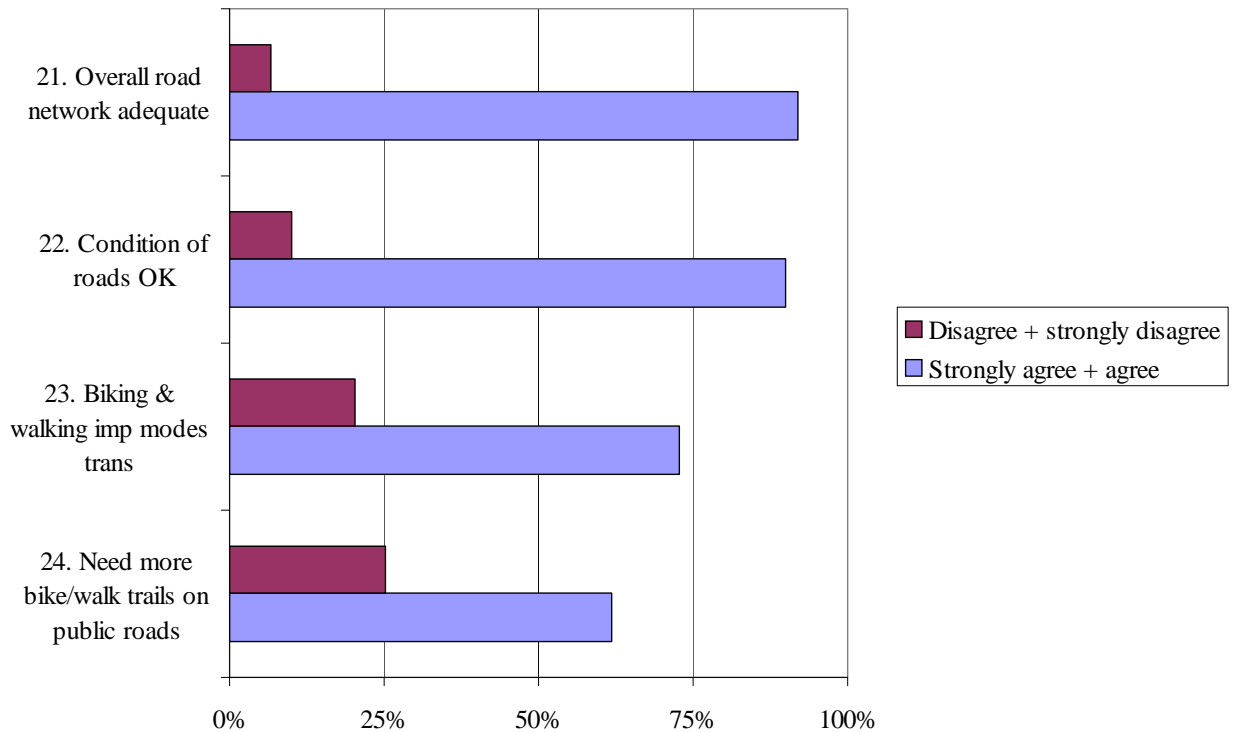
**20. Do you think your land will be actively farmed (by you or someone else) in the next:**

0-5 years		6-10 years		11-15 years		16-20 years		Not Applicable	
Cuba City	Cnty	Cuba City	Cnty	Cuba City	Cnty	Cuba City	Cnty	Cuba City	Cnty
6%	10%	1%	6%	2%	6%	5%	13%	85%	74%

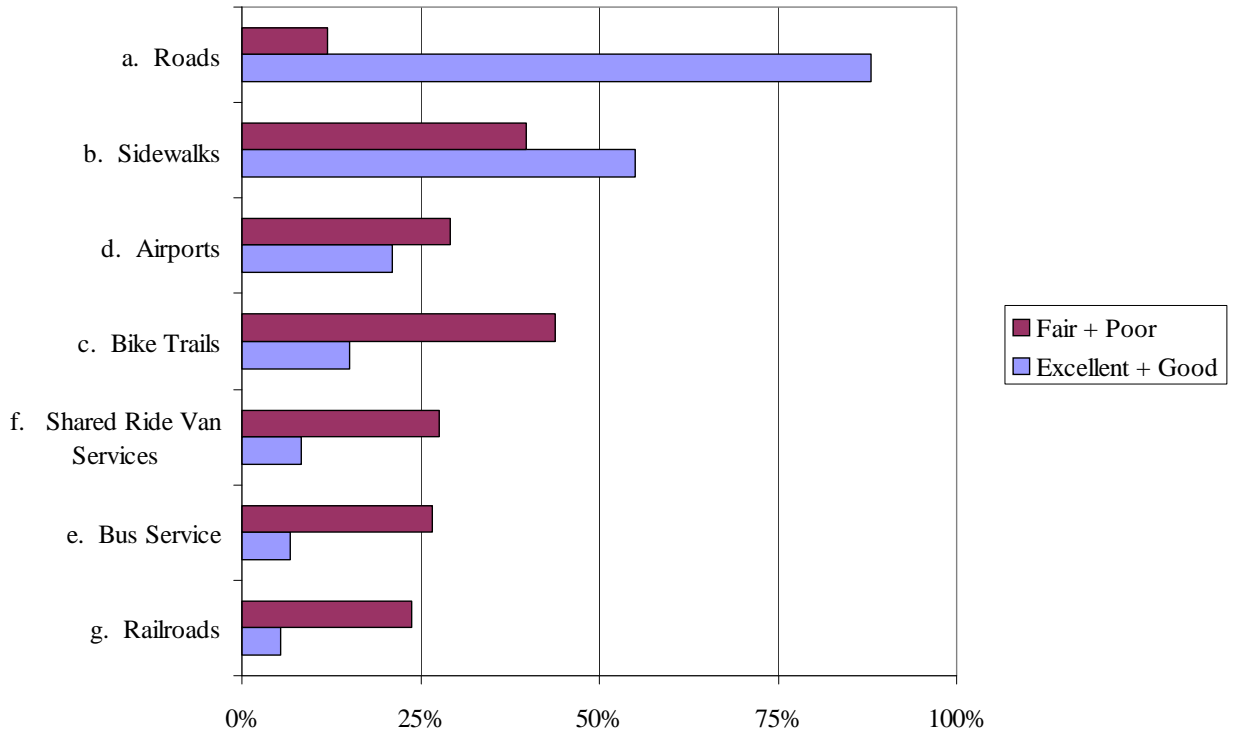
SUMMARY OF KEY POINTS – TRANSPORTATION

- Cuba City residents are quite satisfied with the overall road network and condition of the roads within the County.
- Nearly three-fourths of the residents of the Cuba City feel that biking and walking are important modes of transportation. A majority would like to see more designated biking and walking lanes along existing roadways although a good number (25%) are less supportive of this.
- A majority rates the roads and sidewalks as excellent or good, but a substantial minority thinks sidewalks are only fair or poor.
- A large proportion of residents did not rate bike trails, airports, shared ride van services, bus service, and railroads and those that did, gave them lower marks than those who gave good ratings for those transportation modes.

Transportation Opinions



Transportation Quality in Local Jurisdiction



SUMMARY OF KEY POINTS – TRANSPORTATION (COUNTY COMPARISON)

- A higher percent of Cuba City residents feel that the condition of roads is adequate and that biking and walking are important modes of transportation than the County as a whole.
- Compared to the County, residents of Cuba City say that their roads and sidewalks are better.
- Since substantial proportions of respondents for both the County and Cuba City did not rate the remaining transportation items listed, comparisons are not meaningful.

**21-24. Transportation issues**

	Strongly Agree		Agree		Disagree		Strongly Disagree		No Opinion	
	Cuba City	Cnty	Cuba City	Cnty	Cuba City	Cnty	Cuba City	Cnty	Cuba City	Cnty
<b>21. Road network meets needs</b>	16%	14%	76%	74%	6%	9%	1%	2%	1%	1%
<b>22. Condition of roads adequate</b>	16%	11%	74%	64%	7%	20%	3%	3%	0%	1%
<b>23. Biking &amp; walking imp modes trans</b>	22%	18%	51%	44%	17%	22%	3%	5%	7%	11%
<b>24. Need more bike &amp; walk lanes on pub roads</b>	24%	24%	37%	34%	20%	23%	5%	9%	13%	10%

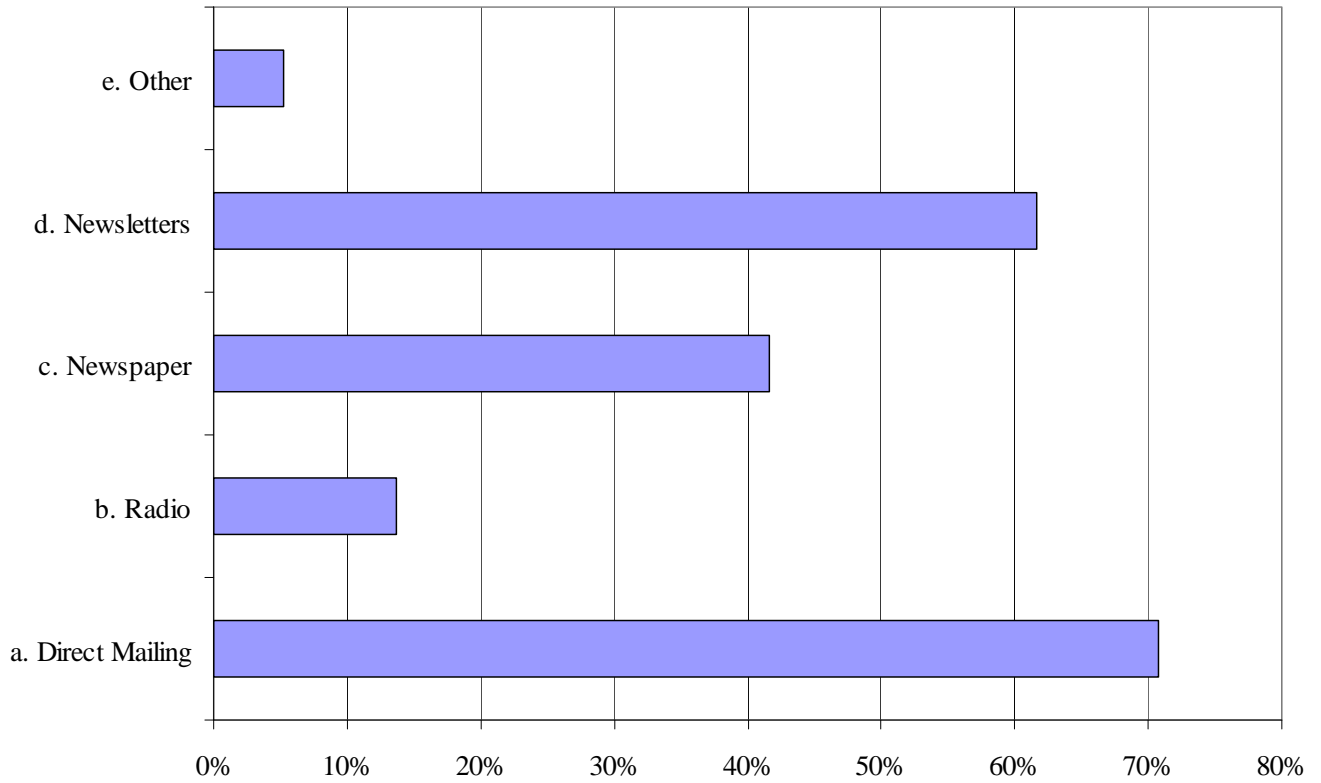
**25. Rate the following for your local jurisdiction**

	Excellent		Good		Fair		Poor		Not Applicable	
	Cuba City	Cnty	Cuba City	Cnty	Cuba City	Cnty	Cuba City	Cnty	Cuba City	Cnty
<b>a. Roads</b>	15%	12%	73%	59%	9%	22%	3%	6%	0%	0%
<b>b. Sidewalks</b>	8%	6%	47%	39%	35%	28%	5%	6%	5%	22%
<b>c. Bike Trails</b>	3%	3%	12%	17%	23%	19%	21%	16%	41%	44%
<b>d. Airports</b>	1%	6%	20%	30%	20%	16%	9%	4%	50%	43%
<b>e. Bus Service</b>	1%	1%	6%	4%	5%	3%	22%	20%	66%	72%
<b>f. Shared Ride Van Services</b>	0%	0%	8%	9%	10%	11%	18%	16%	64%	64%
<b>g. Railroads</b>	0%	2%	5%	11%	5%	10%	18%	13%	71%	64%
<b>h. Other</b>	0%	3%	6%	9%	3%	1%	15%	12%	76%	75%

SUMMARY OF KEY POINTS - COMMUNICATION

- A majority of residents of Cuba City indicate that direct mailing and newsletters are the most preferred methods for receiving information about comprehensive planning.

**Communication Preferences for Comp Plan Info**



**SUMMARY OF KEY POINTS – COMMUNICATIONS (COUNTY COMPARISON)**

- In comparison to the County, residents of Cuba City share the same preference for direct mailing as their first choice among sources of information about comprehensive planning.
- At the same time, Cuba City residents have a slightly greater preference for newspapers and a much smaller preference for radio than the County average.

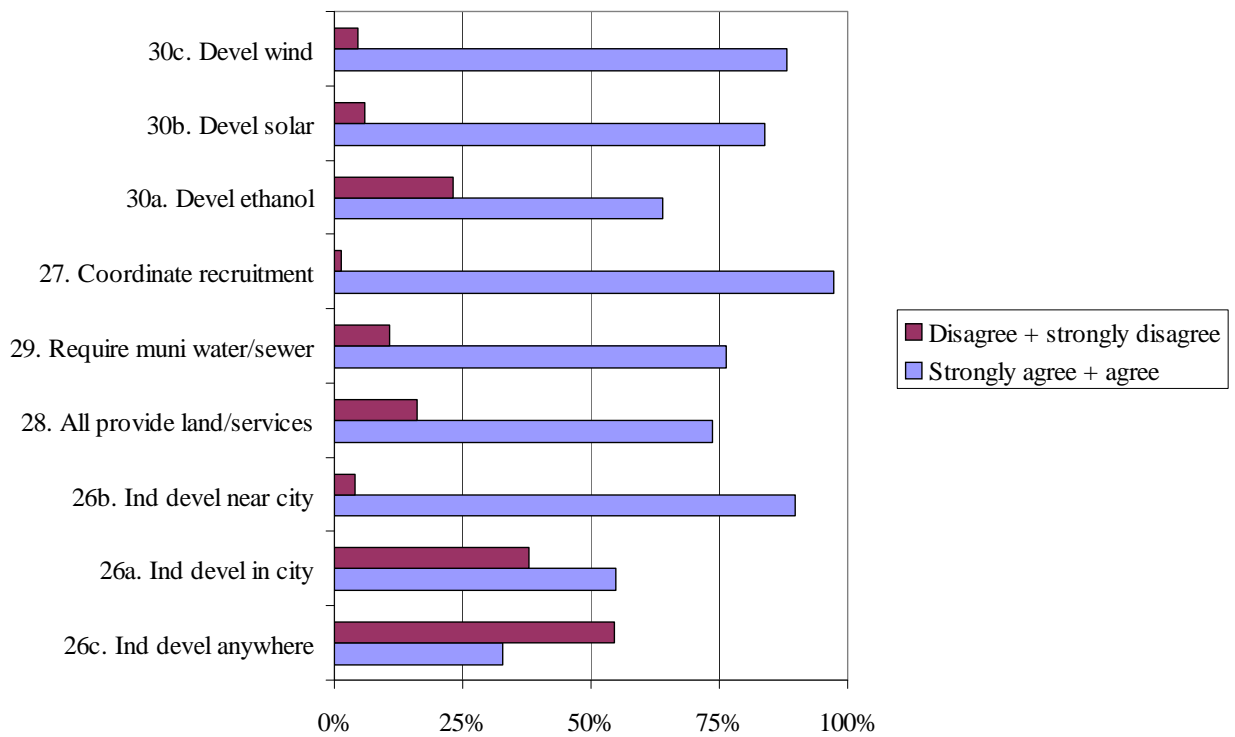
**3. What are 2 most effective ways your jurisdiction could provide Comprehensive Planning information to landowners and residents?**

	<b>Juris</b>	<b>Cnty</b>
<b>a. Direct Mailing</b>	71%	70%
<b>b. Radio</b>	14%	21%
<b>c. Newspaper</b>	42%	44%
<b>d. Newsletters</b>	62%	56%
<b>e. Other</b>	5%	4%

SUMMARY OF KEY POINTS – ECONOMIC DEVELOPMENT

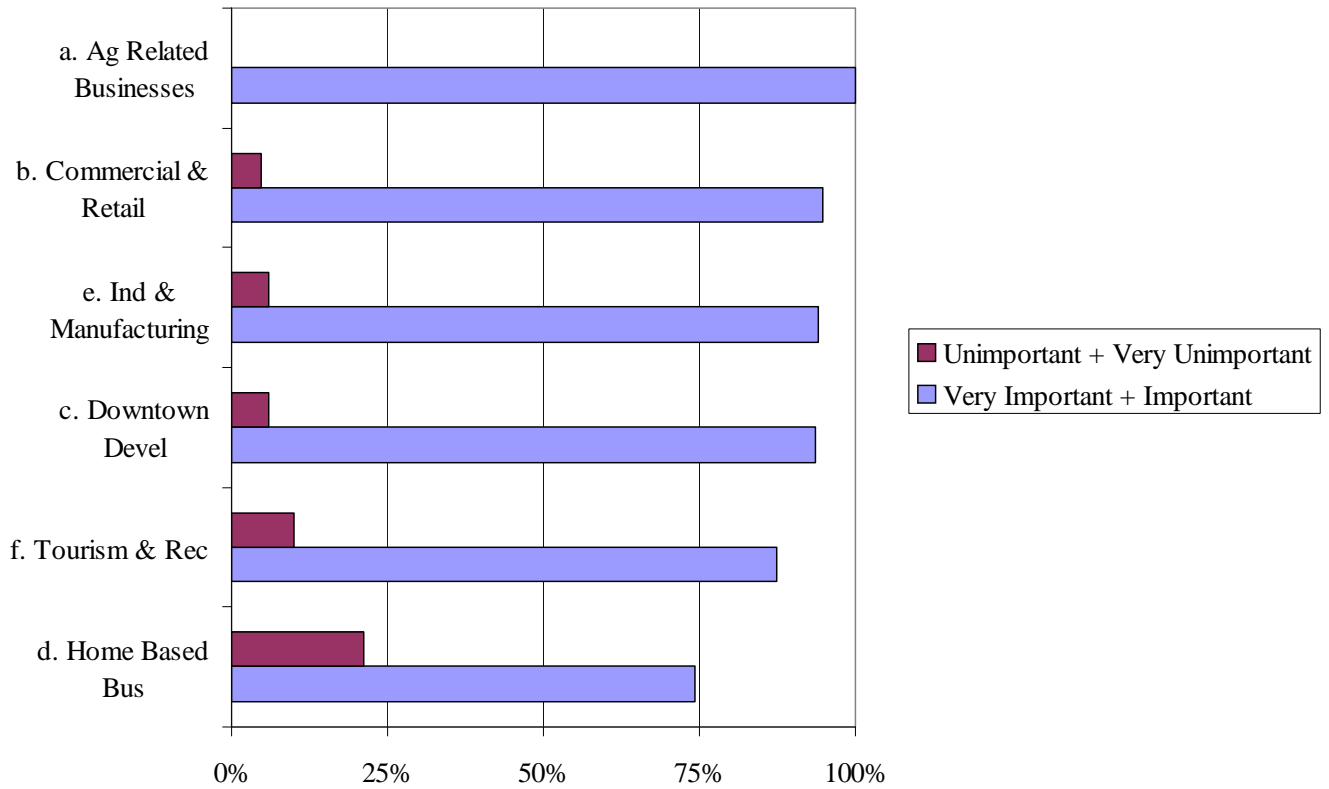
- A majority of residents in Cuba City feel that development of all types of alternative energy (wind, solar, ethanol) is important.
- Cuba City residents overwhelmingly believe that Grant County should coordinate efforts to recruit new business and industry.
- They prefer that manufacturing or commercial businesses that involve truck traffic be located near existing villages or cities (90%) or within an existing community (55%) rather than allowed anywhere in the County (33%).
- A large majority believes that all communities in Grant County should provide some land and infrastructure for industrial and commercial development. An almost equal majority believes that new development on the edge of communities should be required to use municipal water and sewer services.

Economic Development Opinions



- Cuba City residents view a wide variety of types of business development as important in Grant County. Every respondent agreed that agricultural related businesses are important or very important.
- All of the other items (commercial and retail, industrial and manufacturing, tourism and recreation, home based business) gathered the support of strong majorities.
- Home based businesses had the lowest level of agreement that they are important or very important to the County’s economy and even this option was supported by 74% Cuba City residents.

Importance of Business Development



SUMMARY OF KEY POINTS – ECONOMIC DEVELOPMENT (COUNTY COMPARISON)

- Like Grant County residents generally, those in Cuba City feel that commercial and industrial development should generally occur in or near an existing city or village.
- Residents of Cuba City feel more strongly that all Grant County jurisdictions should provide at least some land with infrastructure for industrial and commercial uses either owned publicly or privately.
- Like the overall County sample, Cuba City supports alternative energy development. By a small margin, Cuba City residents support the pursuit of ethanol plants more enthusiastically than the overall County average.

	Strongly Agree		Agree		Disagree		Strongly Disagree		No Opinion	
	Cuba City	Cnty	Cuba City	Cnty	Cuba City	Cnty	Cuba City	Cnty	Cuba City	Cnty
<b>26. Commercial or industrial buildings and activities involving truck traffic and manufacturing should be located:</b>										
<b>a. In an existing city or a village</b>	11%	14%	44%	39%	36%	28%	2%	7%	7%	12%
<b>b. Near a city or village</b>	18%	16%	72%	63%	3%	8%	1%	3%	6%	10%
<b>c. Anywhere in Grant County</b>	6%	7%	27%	19%	43%	38%	11%	20%	13%	16%
<b>27. Coordinate business recruitment</b>	60%	53%	37%	40%	1%	2%	0%	2%	1%	3%
<b>28. Provide land &amp; infrastructure for industry/commerce</b>	28%	16%	46%	43%	14%	19%	2%	7%	10%	15%
<b>29. Required muni water &amp; sewer</b>	28%	26%	48%	45%	7%	11%	3%	4%	13%	14%

**30. Grant County jurisdictions should pursue the following energy alternatives as a form of economic development:**

	Strongly Agree		Agree		Disagree		Strongly Disagree		No Opinion	
	Cuba City	Cnty	Cuba City	Cnty	Cuba City	Cnty	Cuba City	Cnty	Cuba City	Cnty
<b>a. Ethanol Plants</b>	26%	22%	38%	33%	16%	23%	7%	9%	13%	13%
<b>b. Solar Energy</b>	43%	39%	41%	45%	6%	5%	0%	1%	10%	10%
<b>c. Wind Energy</b>	53%	48%	36%	43%	3%	2%	1%	2%	7%	6%
<b>d. Other</b>	12%	28%	12%	8%	0%	0%	0%	0%	76%	63%

- Like the overall County sample, a majority of Cuba City residents feel all of business development about which they were asked are important or very important.
- Residents of Cuba City are more interested in downtown development than are respondents from Grant County.

**31. Rate the importance of the following:**

	Very Important		Important		Unimportant		Very Unimportant		Not Applicable	
	Cuba City	Cnty	Cuba City	Cnty	Cuba City	Cnty	Cuba City	Cnty	Cuba City	Cnty
<b>a. Ag Related Business</b>	58%	59%	42%	38%	0%	2%	0%	0%	0%	1%
<b>b. Commercial &amp; Retail</b>	41%	33%	54%	59%	5%	7%	0%	1%	1%	1%
<b>c. Downtown Devel</b>	39%	31%	55%	52%	4%	11%	2%	2%	1%	4%
<b>d. Home-Based Bus</b>	25%	17%	49%	54%	19%	22%	2%	3%	5%	4%
<b>e. Ind &amp; Manufacturing</b>	43%	40%	51%	50%	5%	8%	1%	1%	0%	1%
<b>f. Tourism &amp; Rec</b>	33%	36%	54%	55%	9%	7%	1%	1%	3%	1%

SUMMARY OF KEY POINTS – DEMOGRAPHICS

- The demographics of the Cuba City mirror those of the overall Grant County sample with the exception of the number of children under 18 in the household. City of Cuba residents have more households with no children under the age of 18 than the County sample yet they indicated their quality of life is more influenced by the quality of schools than the County did.

**35. Gender**

Male		Female	
Cuba City	Cnty	Cuba City	Cnty
50%	53%	50%	47%

3		4		5+	
Cuba City	Cnty	Cuba City	Cnty	Cuba City	Cnty
7%	7%	1%	2%	0%	1%

**36. Age**

18-24		25-34		35-44	
Cuba City	Cnty	Cuba City	Cnty	Cuba City	Cnty
1%	0%	7%	7%	12%	13%

**40. Number of Children (under 18) in Household**

0		1		2	
Cuba City	Cnty	Cuba City	Cnty	Cuba City	Cnty
74%	67%	9%	14%	11%	11%

45-54		55-64		65 and older	
Cuba City	Cnty	Cuba City	Cnty	Cuba City	Cnty
20%	23%	22%	22%	39%	35%

3		4		5+	
Cuba City	Cnty	Cuba City	Cnty	Cuba City	Cnty
2%	7%	2%	1%	2%	0%

**37. Employment Status**

Emp Full Time		Emp Part Time		Self Employed	
Cuba City	Cnty	Cuba City	Cnty	Cuba City	Cnty
42%	44%	10%	6%	7%	10%

**41. Household Income**

Under \$15,000		\$15K - \$24,999		\$25K - \$49,999	
Cuba City	Cnty	Cuba City	Cnty	Cuba City	Cnty
8%	7%	13%	14%	37%	33%

Unemployed		Retired		Other	
Cuba City	Cnty	Cuba City	Cnty	Cuba City	Cnty
3%	1%	36%	37%	2%	1%

\$50K - \$74,999		\$75K - \$99,999		\$100,000+	
Cuba City	Cnty	Cuba City	Cnty	Cuba City	Cnty
22%	25%	10%	15%	10%	6%

**38. Place of Residence**

Own		Rent		Other	
Cuba City	Cnty	Cuba City	Cnty	Cuba City	Cnty
97%	99%	2%	1%	1%	0%

**42. Years Lived in Grant County**

Less than 1		1-4		5-9	
Cuba City	Cnty	Cuba City	Cnty	Cuba City	Cnty
1%	1%	6%	5%	5%	9%

**19. Number of Adults (18+) in Household**

0		1		2	
Cuba City	Cnty	Cuba City	Cnty	Cuba City	Cnty
		22%	20%	70%	71%

10-24		25+	
Cuba City	Cnty	Cuba City	Cnty
12%	14%	75%	71%

---

**Comments**
**32. Is there anything about living in Grant County that you don't like?**
**Transportation Issues**

- In regard to paved roads, highways, etc. - I feel many more lives would be saved; there would be fewer accidents - if the pavement were placed to the edge of grass instead of gravel. Too many young people and others-lose control or over -correct once they hit that gravel and many times the gravel is worn away and there is a drop off.
- Roadway upkeep and planning of roadway construction
- Minimal optional transportation available.
- No toll roads in Wisc.
- Not good transportation from small towns, no bus, train or taxi

**Governance**

- Police advisory committees being appointed by city mayor.
- We should not have to pay for health insurance for public officials/ county board members that are eligible for Medicare or Retirement benefits. Tax money can be spent and used for better purposes.
- County supervisors - too many, eliminate at least half of them.

**Taxes**

- High taxes. X3
- Taxes in Cuba City
- Property taxes.
- Property tax is unaffordable!
- Small business taxes to haul elderly.
- Our property taxes are getting too high!
- Don't like my taxes being raised. After I bought my house nobody asked me if I wanted a new sidewalk in front of my house. They just did it so my taxes went up.
- House taxes are quite high.
- Property taxes - naturally
- Taxes too high. Single parents have it rough to keep housing. I work 3 jobs and still am behind.
- Taxes.
- Property taxes are higher than surrounding counties in ICon IA.
- Taxes
- Homes are taxed, real estate, unfairly. Variances of real estate taxes between homes in Cuba City are too wide. Newer homes bear burden of high real estate taxes
- Paying income tax to WI and IA
- Yes, school taxes are out of line and destroying our small communities and divide neighbor against neighbor.
- (Taxes) homes and property.
- Taxes - what else
- Taxes - too many and too high.
- Real estate and property taxes too high.

**Environmental/Cultural/Recreational Issues**

- Public trails for dirt bikes/ 4 wheelers
- Lack of park/woodlands to hike in. Need a large park similar to a state park
- Where I live there are not walking or biking trails.
- Recreation for kids
- Lack of culture. Lack of parks, bike paths, hiking.
- There is not enough access to Ponds and lakes for public use, nor are there enough places for ATVs ran by both DNR and Public.

**Social Issues**

- Racism and the unwillingness to try to understand different ethnicities.
- Yes, the service the county provides for autism treatment is the worst in the state. My grandson is on the waiting list for autism treatment and I hear nothing but negatives from the state level about Grant Co services for autism.

**Job Issues**

- Job opportunities with livable wage
- Need to travel for job.
- Low pay scales, especially for female dominated jobs
- Few good paying jobs without college
- No jobs in Grant County
- Not enough industry and jobs. Our young people have to leave in order to make a living.
- Lack of good paying jobs

**Police/Safety Issues**

- Sometimes at 7am, I have to drive to work on unplowed roads. I realize that it may still be snowing and they are waiting for it to stop, but that isn't safe, esp. for kids driving to school. It snows so rarely these days that the road crews should have to go out in the middle of the night and get started as soon as there is considerable accumulation (say .5-1 inch)
- Sheriff's dept. - too big and too costly.
- Discriminatory local police officers.

**No/Nothing**

- No 2X
- No, I love Grant County.
- None I can think of right now at this time. Keep Grant County strong going ahead!!!

**Like it**

- It is a wonderful area in which to live. We are blessed.

**Shopping Issues**

- Need to travel for most entertainment and shopping.

**Housing Issues**

- Housing is only affordable in some of the smaller towns; Platteville is way too expensive for the average younger homeowners.
- We need more apartments for middle income elderly. The ones we have are all for low income people. Many middle income people are alone and elderly and would appreciate apartment living.

**Medical Issues**

- No hometown hospital
- We have to travel to get to Doctors or hospitals.

**School Issues**

- These small schools need to consolidate

**Land Issues**

- Recreational land prices have inflated

**Miscellaneous**

- Access to metropolitan area
- Yard waste pickup in Cuba City. We have none now and it is difficult for most people to use the existing area on the southeast edge of town.
- Lights

**Q33. If you could change one thing about your local jurisdiction, what would it be?****Transportation Issues**

- We could use some kind of transportation to out of town doctors, dentists and hospitals.
- Better streets in Cuba City
- Improve our streets
- We have a need for public transportation

**Governance**

- Decrease the board.
- All citizens would be treated equally and government would practice the same restraints on spending as citizens do (if we cannot afford it, we do without).
- Get more qualified people to run for public office (i.e.: mayor, city council, school board).
- Elections should be held to elect police advisory board members.
- A law is badly needed requiring owners and renters to maintain a good appearance of their property. there are some real eye sores
- Have some kind of program forcing residents, who leave junk lying around to keep their area picked up.
- All future rural or city lighting should by law be required to make minimal impact on lighting the sky

**Economic Development**

- Get some industries in our empty industrial park.
- Put businesses in empty buildings in our industrial area
- More businesses.
- Find a way to fill Main Street buildings!
- More local businesses!
- If more businesses could operate successfully it would help.
- Prohibit development of new sites for commercial use until existing industrial parks are completely utilized.
- More local businesses - a trucking hub facility.
- Industrial/economic development, as we have many industrial buildings which are empty or unused.
- Get more business in our local city. Clean up some of older buildings in downtown area and make them more presentable.
- More local businesses
- Help promote small business

**Taxes**

- Taxes 6X
- Lower taxes 2X
- Cost of taxes
- Fair property tax
- Fairer real estate taxes
- Lower those property taxes, way too high, come down a lot - little would help a lot!
- Eliminate school tax based on property value. This system is broken!

---

**Environmental/Cultural/Recreational Issues**

- Children and teenagers need things to do and places to hang out close to home so they can stay out of trouble.
- Improve bike trails.
- Park system
- Make bike trails available in the city.
- Use of ATV trails.

**Social Issues**

- Help older people
- Community unity
- More structures in social services and better trainings. Less favoritism to mothers, equal treatment to fathers - family training.

**Job Issues**

- Better paying jobs too.
- More good jobs
- More decent paying jobs
- More jobs that pay more wages
- Bring in more jobs

**Police/Safety Issues**

- Speeding in town
- Speed limit enforced

**No/Nothing**

- I wouldn't change anything
- Nothing - I like living in Cuba City as is

**Shopping Issues**

- We need good clothing stores in the smaller towns.

**Housing Issues**

- Impact of housing sprawl on rural areas
- Some assisted living apartments.
- Values of houses

**School Issues**

- Fix the financial inefficiencies in the school district
- My main concern is that we keep our local school without the public elementary in Cuba City we will move.
- Use money for schools more wisely. the schools waste money
- Availability of adult ed, affordable college courses and training.
- Get southwestern comm. school Cuba City school, and Denton to consolidate
- Schools better funding
- Public schools have become sports complexes and sport entertainment facilities instead of places of education for our children. Reading, writing, etc have been lost to baseball, basketball, track, football, etc.
- Downsize UWP and Southwest Tec. Both are getting too big and cost the taxpayers way **too** much. These schools do not need to have as many degrees that they presently have.

**Utilities**

- Cost of utilities
- Our water and sewer, both is charged at the same usage number. So I use water outside to water grass or plants you still get charged sewer usage when you didn't USE it. It would be nice not to be charge something you didn't use!
- Cost of utilities is too high - perhaps only in my home. But has always been since living here.

**Land Use**

- Stricter control of property conditions
- Increase access to public hunting areas.
- That people living in cities keep their weeds cut and not allowed to grow 4+ feet high (thistles, rag weed, etc.)

**Miscellaneous**

- All mail delivered to the door in residential areas
- Mail should be delivered to the side of the street that the residence is located. It is unsafe for some people to cross the street in the front of their home to get their mail!
- Pave alleys in town
- Farmers not allowed to spray into high way causing air conditioner to bring it into your car as you pass.
- The garbage collection service. They are terrible. BFI in DBQ.
- We need exercise classes for elderly people!! Swimming facilities for water aerobics and exercise classes for elderly. We have plenty of classes and sports facilities for the young, but nothing for us elderly who need exercise more than young!!
- Have a better street maintenance program (sealing and stone).
- If farmers can not farm with out hand outs, maybe they need to look elsewhere. I was born and raised on a farm!

---

**Q34. Other comments****Transportation Issues**

- Perhaps we need to make some provisions for horse drawn buggies on our streets/highways. They are a hazard for themselves as well as the motorists using these roads!

**Governance**

- Local spending is out of control, as is state, county, etc. Is there anyone anywhere who knows the word NO?

**Economic Development**

- More open to small business funding.

**Taxes**

- Why is it necessary to tax Wisconsin people that work in Iowa? Illinois does not do this and I think Wisconsin should stop doing it!
- Taxes on new homes are getting too high

**Environmental/Cultural/Recreational Issues**

- Houses are being built on the Mississippi River bluffs and spoiling the scenery. Maybe it could be regulated somehow so they could "blend in" better.
- I would like to know how to get a grant for our town for a replacement of our "pit" gym that we use for our schools and adult recreation. For example, men's basketball, women's volleyball. We are in need of a new community center building since our "pit" has an odor that reeks!
- Exercise classes in Cuba City

**Social Issues**

- Our family life structure has gone downhill; our public education facilities are not teaching the right values and ideas for family development. Single mothers and fathers will not succeed in this environment.
- Help both young and old.
- Enforcement of teen age curfews. More res. to families in lower Grant County and working poor. Stricter supervision of Grant County social services. Teen girls seeing adult guys. Too many decisions made on their own and fathers get left out or can be forced out. So who would risk them to improve this? Regulation of Mexicans and problems they bring because of some of their beliefs lure younger girls.

**Job Issues**

- Jobs in other states are not going to make people stay here.

**School Issues**

- Small school districts need to merge in a 4 mile radius of my home we have 3 small school districts that are fully staffed for a fastly declining school population. WAKE UP!
- Education is very important

**Utilities**

- Alternative energy sources are needed and can Grant County participate, especially wind energy project.

**Miscellaneous**

- We have a need to retain/attract young adults to live in Grant County.
- I love that most of what I need is within walking distance in our small town: schools, public services, parks, supermarket, etc.