

1.0 ISSUES AND OPPORTUNITIES

1.1 CHAPTER SUMMARY

The purpose of this section is to provide basic background information for the comprehensive planning process and general demographic characteristics for the Town of Hazel Green. More specifically this section includes information from the community survey and visioning sessions, community profile and projection data including population trends, age distribution, and population projections.

1.2 GOALS, OBJECTIVES, POLICY AND PROGRAM RECOMMENDATIONS

The following are the Issues and Opportunities goals, objectives, policy, and program recommendations for Hazel Green. The essence of these recommendations is reflected throughout the entire document.

1. **Protect and improve the health, safety, and welfare of residents in the Town of Hazel Green.**
2. **Preserve and enhance the quality of life for the residents of the Town of Hazel Green.**
3. **Protect and preserve the community character of the Town of Hazel Green.**

Note: The above policy recommendations are further explained in other elements of this comprehensive plan. This section provides background information and overall direction. For example, the above recommendations may be carried out by implementing recommendations in other sections such as housing, economic development, and transportation.

Wisconsin State Statute 66.1001(2)(a)

(a) Issues and Opportunities

Background information on the local governmental unit and a statement of overall objectives, policies, goals and programs of the local governmental unit to guide the future development and redevelopment of the local governmental unit over a 20-year planning period. Background information shall include population, household and employment forecasts that the local governmental unit uses in developing its comprehensive plan, and demographic trends, age distribution, educational levels, income levels and employment characteristics that exist within the local governmental unit.

1.3 COMMUNITY VISION

A vision statement identifies both where a community intends to be in the future and how to meet the future needs of stakeholders: its citizens. The vision statement incorporates the community’s shared understanding of its nature and purpose and uses this understanding to move together towards a greater purpose. SWWRPC, in conjunction with UWEX-Grant County, sponsored visioning sessions for each jurisdiction in the autumn of 2007. The Town Planning Commission utilized the visioning information from these sessions to create their formal vision statement:

In the year 2027, the Town of Hazel Green is/looks like:

...a bedroom community with many small family-owned businesses. We want to preserve our family farms now and for future generations by encouraging environmentally sound preservation of green space, minimal erosion, clean streams, and organic farms.

We are the Point of Beginning for the State of Wisconsin. This area was one of the earliest parts of the state to be settled. Sinsinawa Mound and several churches in the area were established by Father Samuel Mazzuchelli, an Italian priest who has become well-known throughout this area and beyond. Indian artifacts dating back to the 1800’s are showcased at the Mound.

We have very good school systems within our district, both public and private. Several very good colleges and technical schools are located within 45 miles of Hazel Green. The Hazel Green area has several churches of different denominations, all of which promote good family values.

Access to many excellent hospitals and clinics within a 20-mile radius offer a variety of primary care physicians, as well as many specialists.

Several large cities are located within 90 miles of Hazel Green, all of which are accessible with well-maintained roads and access to four-lane highways nearby.

1.4 BACKGROUND AND PLANNING AREA

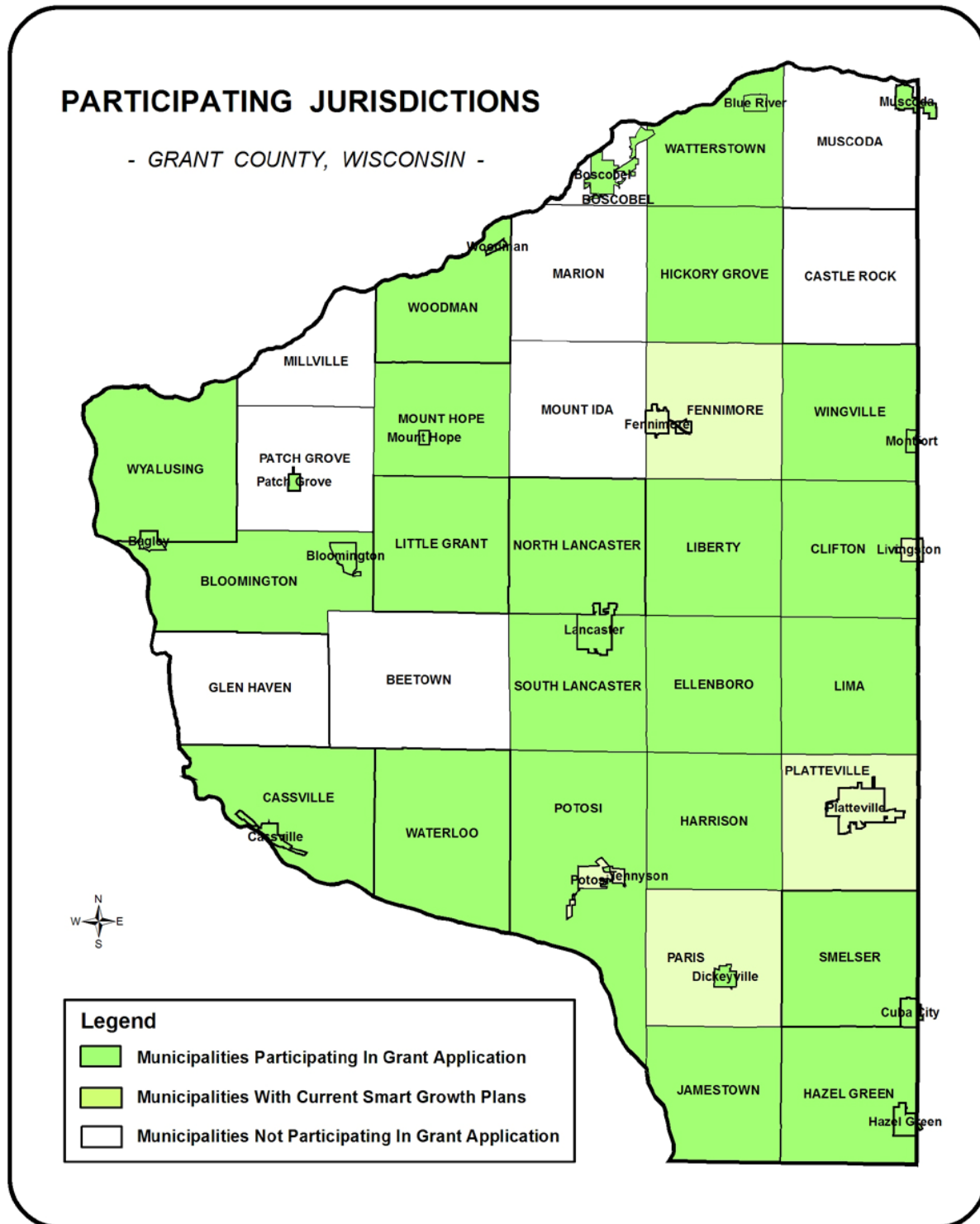
Under the Comprehensive Planning legislation, adopted by the state in October of 1999, beginning on January 1 2010, if a local governmental unit engages in any of the actions listed below, those actions shall be consistent with that local governmental unit’s comprehensive plan.

- Official Mapping
- Local Subdivision Regulations
- County, Town, Village or City zoning Ordinances
- Zoning of Shorelands or Wetlands in Shorelands

Comprehensive plans are a blueprint for how a community will develop and grow. Their purpose is to provide communities with information and policies that they shall use in the future to guide planning and community decisions. The Comprehensive Plan includes nine elements: Issues and Opportunities, Utilities and Community Facilities, Agriculture/Natural/Cultural Resources, Housing, Transportation, Economic Development, Intergovernmental Cooperation, Land Use, and Implementation. In addition, the Comprehensive Planning legislation establishes fourteen planning goals to guide planning efforts. The fourteen goals, along with other planning policies and objectives created during the planning process, appear throughout each chapter in this document.

Grant County, together with thirty-six (36) jurisdictions, including the Town of Hazel Green, applied for a Comprehensive Planning Grant through the Wisconsin Department of Administration in the fall of 2006. In the spring of 2007, the thirty-month Comprehensive Planning Grant was awarded. Grant County and the jurisdictions within it contracted with the Southwestern Wisconsin Regional Planning Commission (SWWRPC) to complete individual comprehensive plans for each of the forty jurisdictions (Grant County, Cities, Towns, and Villages) in accordance with Wisconsin Statutes 66.1001. The only jurisdictions in Grant County that did not participate under the multi-jurisdiction grant were the towns of Beetown, Boscobel, Castle Rock, Fennimore, Glen Haven, Marion, Millville, Mount Ida, Muscoda, Paris, Patch Grove, and Platteville, the villages of Livingston, Potosi, and Tennyson, and the cities of Fennimore and Platteville. These jurisdictions either chose to complete their comprehensive plans using other resources or had already done so. The following is a list of all of the jurisdictions participating under the grant.

Grant County	Village of Bagley Village of Bloomington Village of Blue River Village of Cassville Village of Dickeyville Village of Hazel Green Village of Montfort Village of Mount Hope Village of Muscoda Village of Patch Grove Village of Woodman	Town of Mount Hope Town of North Lancaster Town of Potosi Town of Smelsor Town of South Lancaster Town of Waterloo Town of Watterstown Town of Wingville Town of Woodman Town of Wyalusing
	Town of Bloomington Town of Cassville Town of Clifton Town of Ellenboro Town of Harrison Town of Hazel Green Town of Hickory Grove Town of Jamestown Town of Liberty Town of Lima Town of Little Grant	City of Boscobel City of Cuba City City of Lancaster



According to state statute, Class 4 municipalities have extraterritorial jurisdiction to the area 1.5 miles outside of the corporate limits. During the course of this plan, this area shall be considered as part of the planning area. Conversely, the extraterritorial area will also be considered as part of the planning area for jurisdictions that border municipalities. The inclusion of the extraterritorial area in two separate plans underscores the importance of these lands and the importance of intergovernmental cooperation (see Chapter 8, Land Use). The purpose of the extraterritorial zone is essentially one of coordination with adjoining communities in an effort to anticipate and mitigate any impacts stemming from the development in that area.

1.4.1 ROLES AND RESPONSIBILITIES

The following indicates the roles and responsibilities of each entity involved in the comprehensive planning process.

- **Southwest Wisconsin Regional Planning Commission (SWWRPC)**
 - a. Provide staff services and project management for process.
 - b. Produce written plans and supplementary documents.
 - c. Plan, coordinate, and staff joint-jurisdictional meetings.

- **UW-Extension, Grant County**
 - a. Assist in developing and coordinating public participation plan, press releases, survey, visioning and education processes.

- **Grant County Zoning and Land Use Department**
 - a. Provide information, direction, and feedback to SWWRPC on process and plan development.

- **Town, Village, and City Planning Commissions**
 - a. Provide feedback and direction to SWWRPC in developing plan policies, information, and implementation measures.
 - b. Hold meetings to discuss comprehensive planning issues.
 - c. Develop comprehensive plan and recommend it to the governing body for adoption.
 - d. Represent the jurisdiction at joint-jurisdictional planning meetings.

- **County Zoning and Land Use Committee**
 - a. Provide feedback and direction to SWWRPC in developing the plan information, policies, and implementation measures.
 - b. Hold meetings to discuss comprehensive planning issues.
 - c. Develop comprehensive plan and recommend it to the governing body for adoption.
 - d. Represent the jurisdiction at joint-jurisdictional planning meetings.

- **Town, Village, City, and County Boards**
 - a. Appoint plan commission members.
 - b. Provide funds for the process.
 - c. Provide notice for and hold local meetings and hearings for the adoption of the plan and implementation measures via ordinance.

1.5 PUBLIC PARTICIPATION PLAN

As part of the Comprehensive Planning legislation, every community must develop a public participation plan at the beginning of the planning process. The Town of Hazel Green Planning Commission has developed guidelines for involving the public as part of the requirements of the Comprehensive Planning Process (Section 66.1001(4)(a), Stats.). The goal of a public participation plan is to promote awareness of the planning process, to keep the public informed and educated, and to obtain input and participation from the public in order to create a plan, which reflects the vision and goals of the community.

Southwest Wisconsin Regional Planning Commission (SWWRPC) and UW-Extension were involved in a variety of outreach activities throughout the planning process. SWWRPC conducted informational meetings on each of the elements throughout the planning process. The variety of outreach methods either SWWRPC or UW-Extension used to publish the dates, times, and locations of informational meetings are listed below under the appropriate organization.

SWWRPC
<ul style="list-style-type: none"> • Survey
UW-Extension
<ul style="list-style-type: none"> • UW- Extension Newsletter • UW-Extension Webpage • Press releases to appropriate news mediums for SWWRPC sponsored meetings.

The Planning Committee will use the following methods as ways for public participation throughout the planning process:

1. *Post agendas and meeting minutes at designated posting locations one month prior to meeting.*
2. *Provide information in December tax bill.*

Both community planning meetings and SWWRPC facilitated meetings served as the methods for public participation throughout the entire Town of Hazel Green Comprehensive Planning Process. Methods of public participation used to notify the primary audiences are listed above along with any other community members including property owners and persons with a vested or leasehold interest in property allowing the extraction of nonmetallic mineral resources in which the intensity or use of the property may be changed by the comprehensive plan. The success of the public participation plan is measured by the extent to which progress has been made towards the achievement of this plan's goals.

During the implementation phase of the project, the Planning Commission adopts, by majority vote, a resolution that formally recommends the adoption of the comprehensive plan (and any future plan amendments) to the Town Board. CD copies of the recommended and adopted plan will be sent to the clerks of the towns of Smelser and Jamestown, the Village of Hazel Green, Grant County, the Southwestern Wisconsin, the Benton, and the Cuba City School District Administrators (Section 66.1001(4)(b), Stats.) In addition, a CD and a paper copy of the plan will be sent to the Wisconsin Department of Administration and to the Public Library serving the jurisdiction. Paper copies will also go to the Planning Commission, Town Board, and Town Clerk.

In order to comply with Act 307 regarding nonmetallic mining, the Town of Hazel Green will also send a copy of the plan, per a written request, to any operator who has applied for or obtained a nonmetallic reclamation permit; a person who has registered a marketable nonmetallic mineral deposit; and any other property owner or leaseholder who has an interest in property allowing the extraction of nonmetallic mineral resources.

Prior to adopting the plan, the Town of Hazel Green Board will hold at least one public hearing to discuss the recommended plan (Section 66.1001(4)(d), Stats.) and provide an opportunity for written comments by the public and respond to such comments through review and discussion at a Town Board meeting. At least 30 days prior to the hearing, a Class 1 notice will be published that contains, at a minimum, the following:

- The date, time and location of the hearing
- A summary of the proposed plan or plan amendment
- The local government staff that can be contacted for additional information
- Where to inspect and how to obtain a copy of the proposal before the hearing

The Town Board, by a majority vote, shall enact the ordinance adopting the recommended plan (Section 66.1001(4)(c), Stats.). The adopted plan and ordinance shall be distributed to the aforementioned parties in Section 66.1001(4)(b), Stats. The plan shall contain all nine elements identified in Section 66.1001(2), Stats. If the Town Board asks the Planning Commission to revise the recommended plan, it is not mandatory that these revisions be sent to the distribution list. However, in the spirit of public participation and intergovernmental cooperation, revisions constituting a substantial change to the recommended plan may be sent to the distribution list.

1.6 COMMUNITY SURVEY

In the fall of 2007, the staff from SWWRPC distributed a countywide survey to all property owners in Grant County. The purpose of the survey was to provide participating planning commissions with community feedback regarding key elements in the comprehensive plan. A total of 16,491 surveys were sent to property owners in Grant County. The University of Wisconsin River Falls (UWRF) Survey Research Center was responsible for tabulating and analyzing the survey responses. (See Issues and Opportunities Chapter Attachments for your jurisdiction's survey results.)

1.7 COMMUNITY PROFILE AND PROJECTION

The following displays the population statistics and projections that were prepared as part of the requirements of the Comprehensive Planning legislation. Other demographic data and statistics, such as employment characteristics, are in their corresponding chapters.

Table 1.1 Population Statistics (Source: DP-1,DP-2. 2000 U.S. Census)

Population	Town of Hazel Green Number	Town of Hazel Green Percent	Grant County Number	Grant County Percent	Wisconsin Number	Wisconsin Percent
Total Population (1970)	1,237	100.0%	48,398	100.0%	4,417,933	100.0%
Total Population (1980)	1,228	100.0%	51,736	100.0%	4,705,767	100.0%
Total Population (1990)	1,108	100.0%	49,264	100.0%	4,891,769	100.0%
Total Population (2000)	1,043	100.0%	49,597	100.0%	5,363,675	100.0%
SEX AND AGE (2000)						
Male	441	42.3%	25,164	50.7%	2,649,041	49.4
Female	602	57.7%	24,433	49.3%	2,714,634	50.6
Under 10 years	138	13.2%	5,738	11.6%	721,824	13.5%
10 to 19 years	156	14.7%	8,490	17.1%	810,269	15.1%
20 to 34 years	134	12.8%	9,995	20.2%	1,063,460	19.8%
35 to 44 years	140	13.4%	7,096	14.3%	875,522	16.3%
45 to 59 years	167	16.0%	8,533	17.2%	985,048	18.4%
60 to 74 years	144	13.8%	5,918	12.0%	560,306	10.4%
75+ years	164	15.7%	3,827	7.7%	347,246	6.5%
		100%		100%		100%
Median Age (2000)	41.3		35.9		36.0	

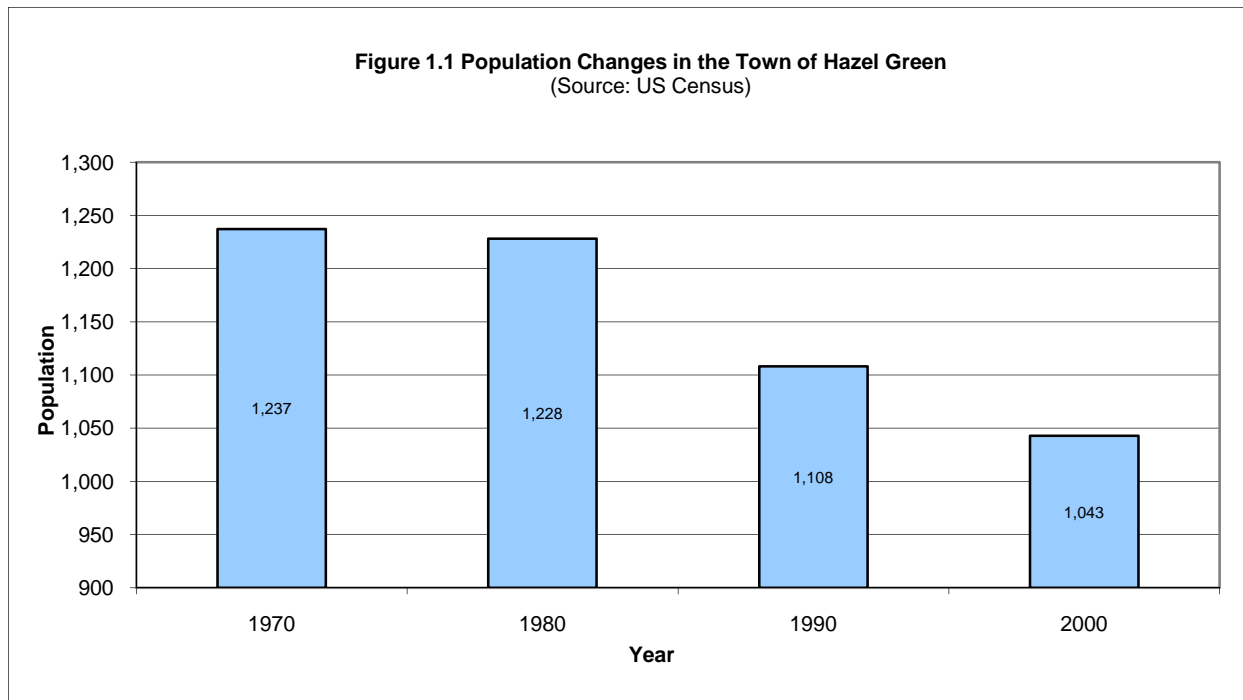


Figure 1.1 shows that the Town of Hazel Green experienced an overall population decrease from 1970 to 2000 of 15.7%.

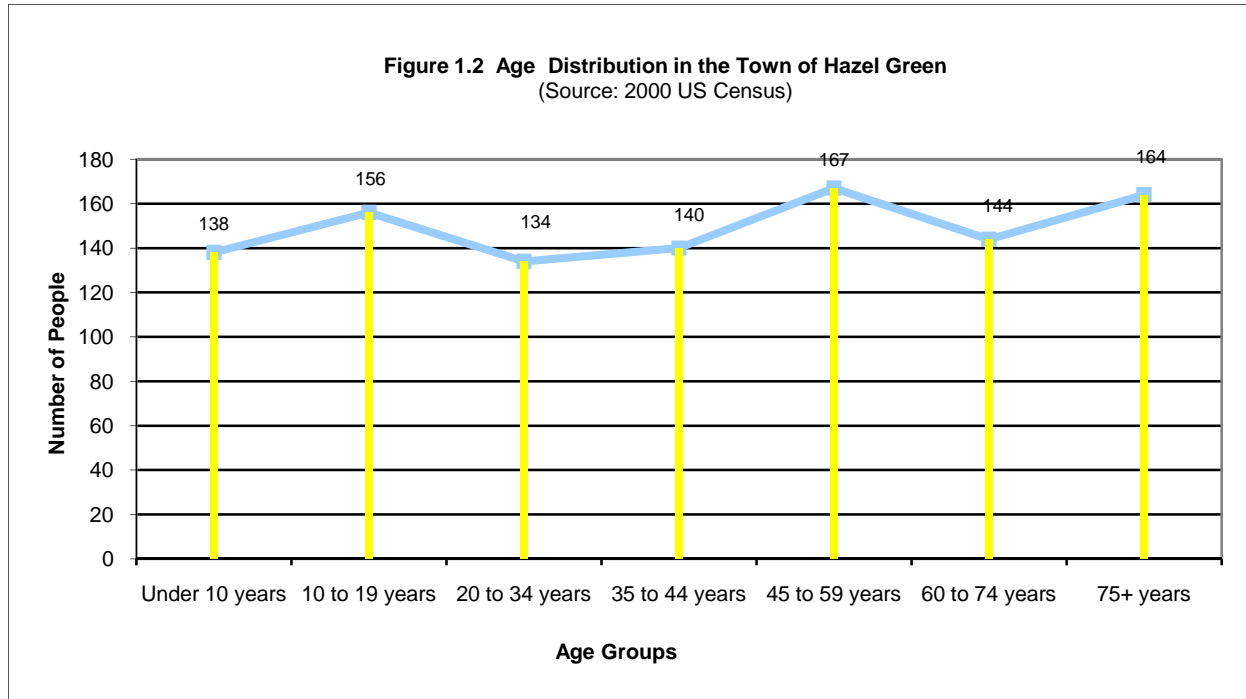


Figure 1.2 shows the population of the Town of Hazel Green by age distribution for the year 2000. The largest group is people ages 45 to 59(167 people) making up 16.0 % of the population. The second largest age group of 75+ contains 15.7% of the population with 164 people. The town’s median age is 41.3.

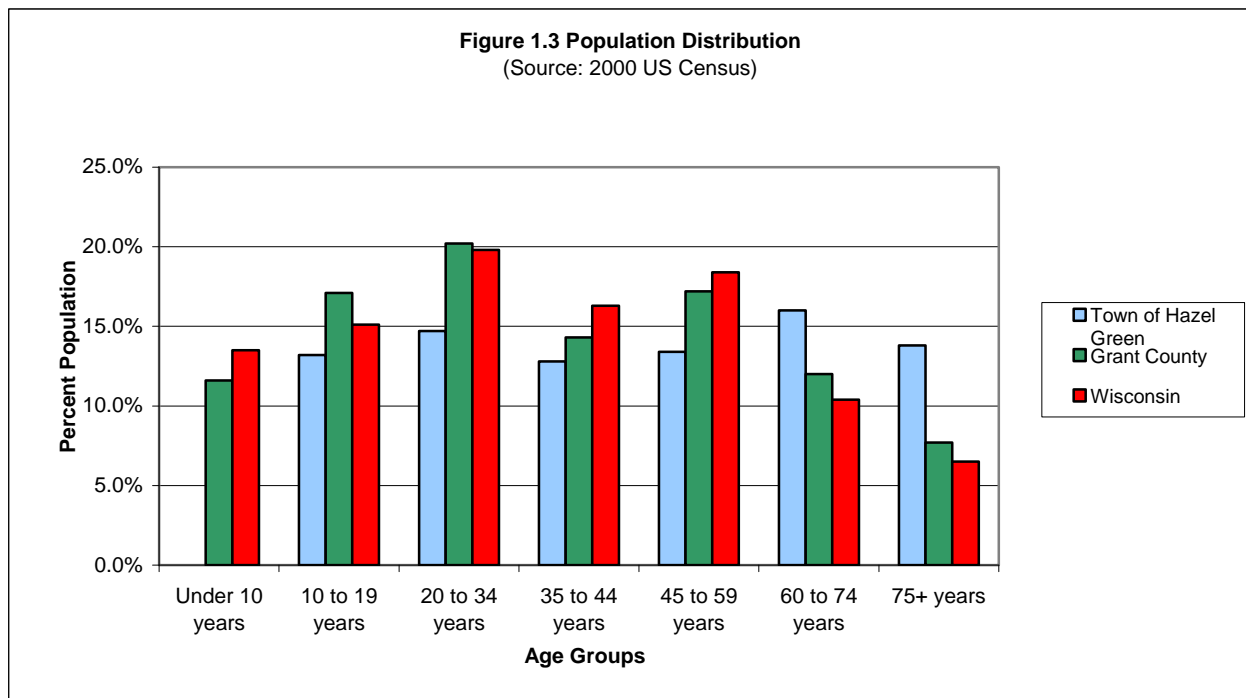


Figure 1.3 compares the population percentage by age group for the Town of Hazel Green, Grant County, and the State of Wisconsin.

Table 1.2 Population Projections (Source: 2007 SWWRPC)

Age Group	2010 Low	2010 High	2020 Low	2020 High	2030 Low	2030 High
Less than 10	135	143	127	141	125	147
10 to 19 Years	143	152	141	159	135	159
20 to 34 Years	113	120	107	120	109	129
35 to 44 Years	122	129	101	113	92	110
45 to 59 Years	225	239	203	228	168	200
60 to 74 Years	143	152	195	219	218	259
75+ Years	162	172	169	190	195	232
Total	1,043	1,107	1,042	1,171	1,042	1,235

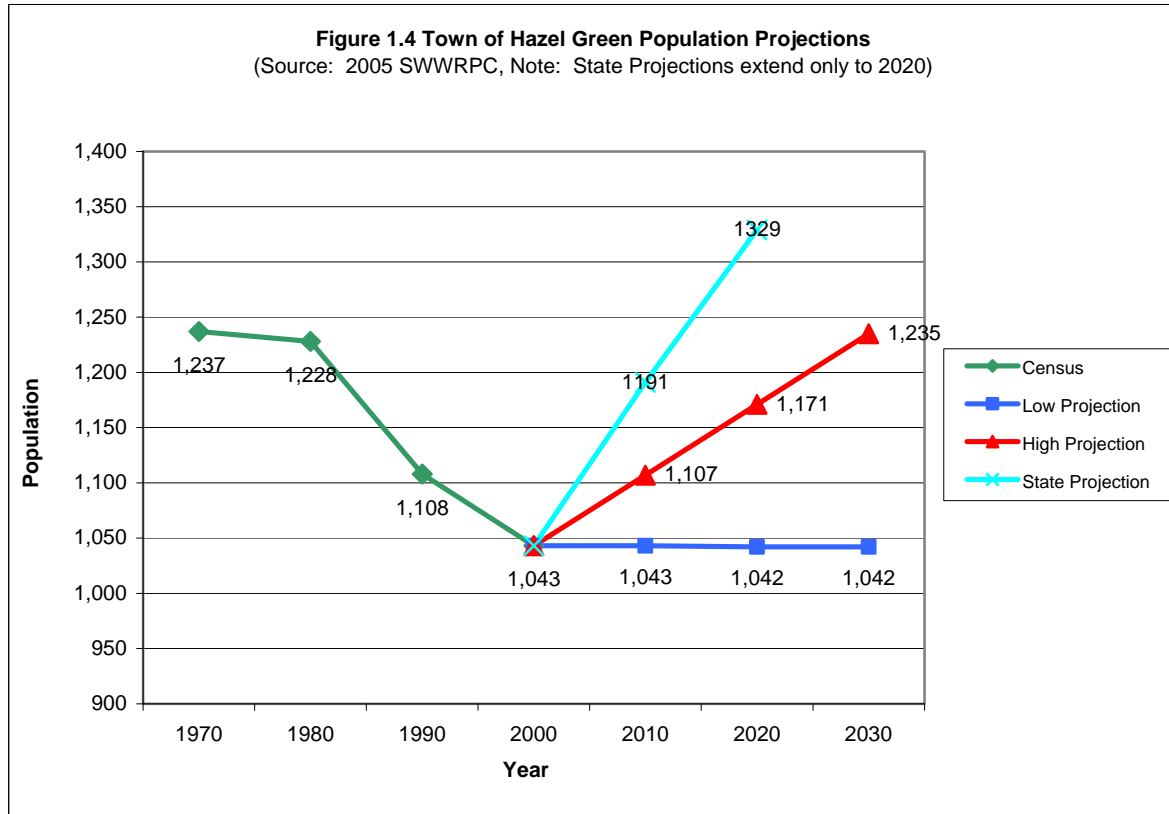


Figure 1.4 shows the projected populations for the years 2010, 2020, and 2030. The red line indicates a future high projection, while the blue line indicates a future low projection. The State projection trends much higher than the SWWRPC high projection (the y axis accentuates this difference).

Table 1.3 Educational Attainments (Source: DP-1,DP-2. 2000 US Census)

Educational Attainment	Town of Hazel Green Number	Town of Hazel Green Percent	Grant County Number	Grant County Percent	Wisconsin Percent
Less than 9th Grade	69	10.1%	2,346	7.7%	5.4%
9th to 12th No Diploma	20	2.9%	2,713	8.9%	9.6%
HS Grad	194	28.4%	12,255	40.0%	34.6%
Some College	113	16.5%	5,828	19.0%	20.6%
Associate Degree	52	7.6%	2,230	7.3%	7.5%
Bachelor's Degree	119	17.4%	3,332	10.9%	15.3%
Graduate/Prof. Degree	116	17.0%	1,921	6.3%	7.2%
Percent High School Grad or Higher	87.0%		83.5%		85.1%

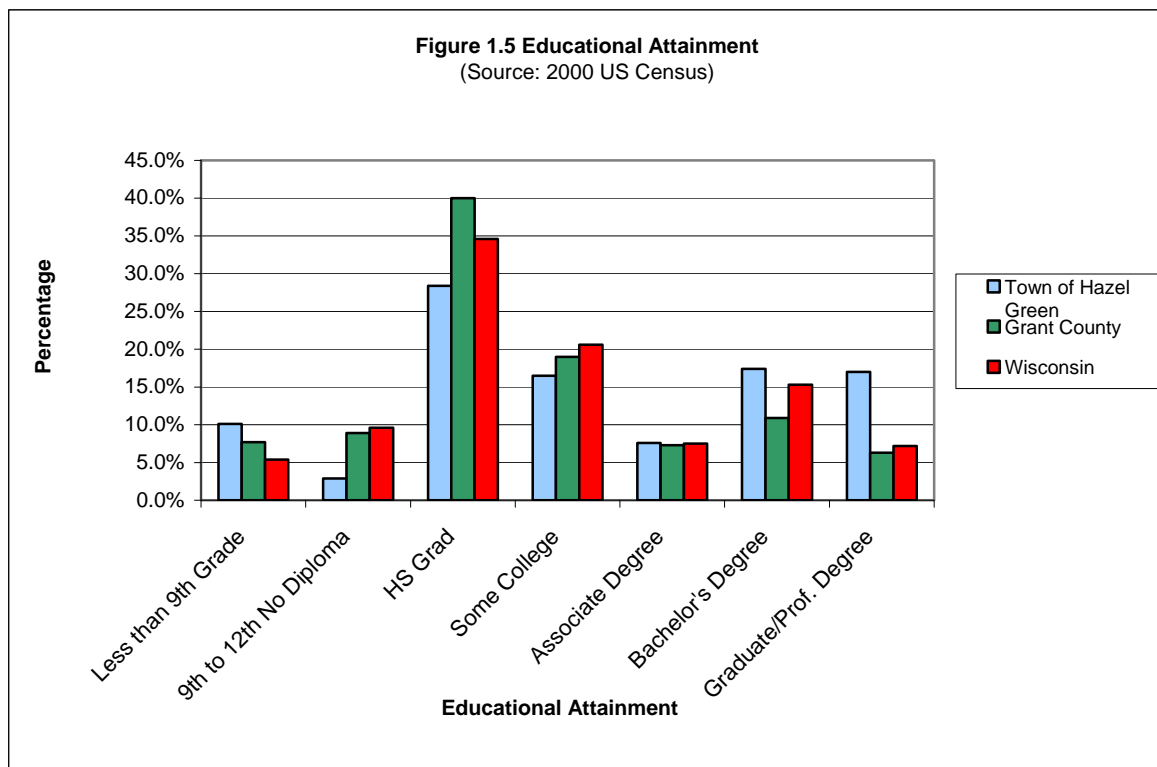


Table 1.4 Occupations (Source: DP-1,DP-2. 2000 US Census)

Occupations	Town of Hazel Green Number	Town of Hazel Green Percent	Grant County Number	Grant County Percent	Wisconsin Number	Wisconsin Percent
Prod, Trans & Mat. Moving	62	14.0%	4,981	19.9%	540,930	19.8%
Const, Extraction & Maint.	39	8.8%	2,294	9.1%	237,086	8.7%
Farm, Fishing & Forestry	37	8.4%	753	3.0%	25,725	0.9%
Sales & Office	78	17.6%	5,524	22.0%	690,360	25.2%
Services	54	12.2%	4,025	16.0%	383,619	14.0%
Mgmt, Prof & Related	172	38.9%	7,511	29.9%	857,205	31.3%
Total	442	100%	25,088	100%	2,734,925	100%

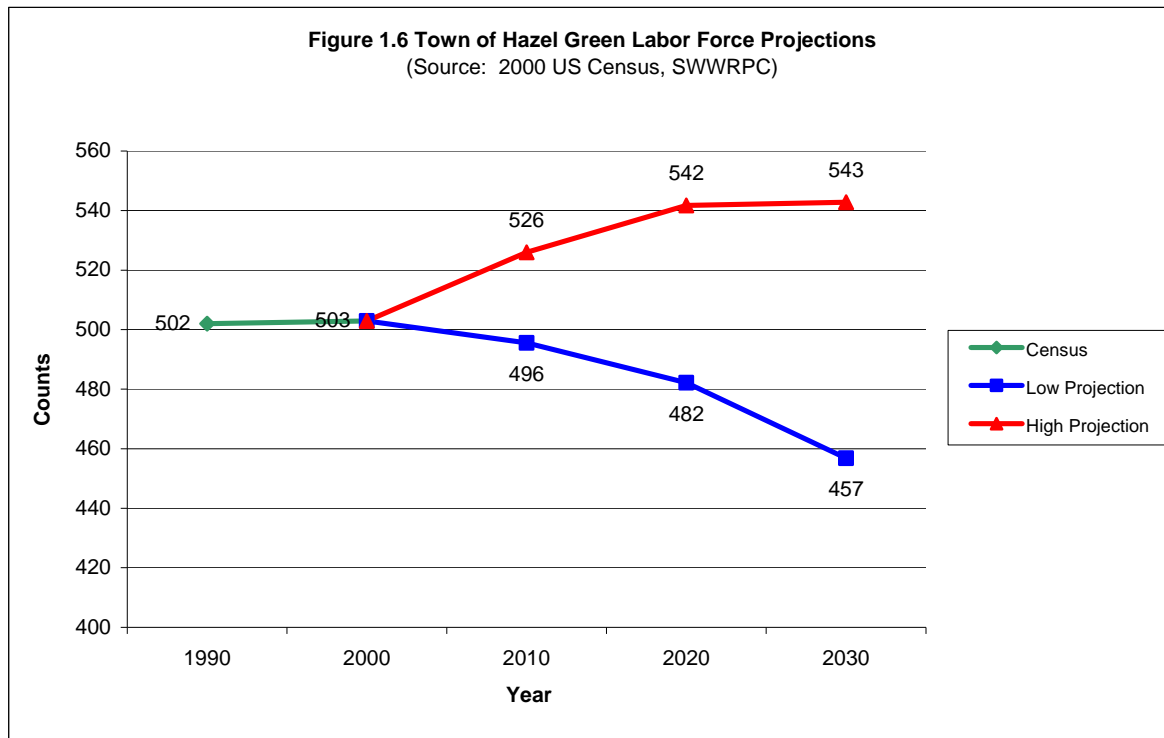


Figure 1.6 shows the projected labor force populations for the years 2010, 2020, and 2030. The red line indicates a high projection, while the blue line indicates the low projection. Labor data was not available for 1980 or 1970.

1.8 ISSUES AND OPPORTUNITIES AGENCIES AND PROGRAMS

At the end of each chapter of this comprehensive plan is a section that lists some of the state and federal agencies and programs that exist to help communities: it is not an exhaustive list. Many of these agencies and programs (a brief program description and contact information is given) can provide expertise or funding to help implement some of the recommendations of this comprehensive plan. Your community should contact the agency of interest to obtain the most up-to-date information. Grants.gov (see below) is one source that could be used to accrue funding for all types of projects.

GRANTS.GOV (www.grants.gov)

Grants.gov allows organizations to electronically find and apply for competitive grant opportunities from all Federal grant-making agencies. Grants.gov is the single access point for over 900 grant programs offered by the 26 Federal grant-making agencies. The U.S. Department of Health and Human Services is the managing partner for Grants.gov.

**ISSUES AND OPPORTUNITIES
CHAPTER ATTACHMENTS**

Town of Hazel Green

During September and October of 2007 a total of 335 questionnaires were sent to households in the Town of Hazel Green. A total of 101 questionnaires were returned for a return rate of 30 percent. This number of returned surveys will provide estimates that expected to be accurate to within plus or minus 8 percent.

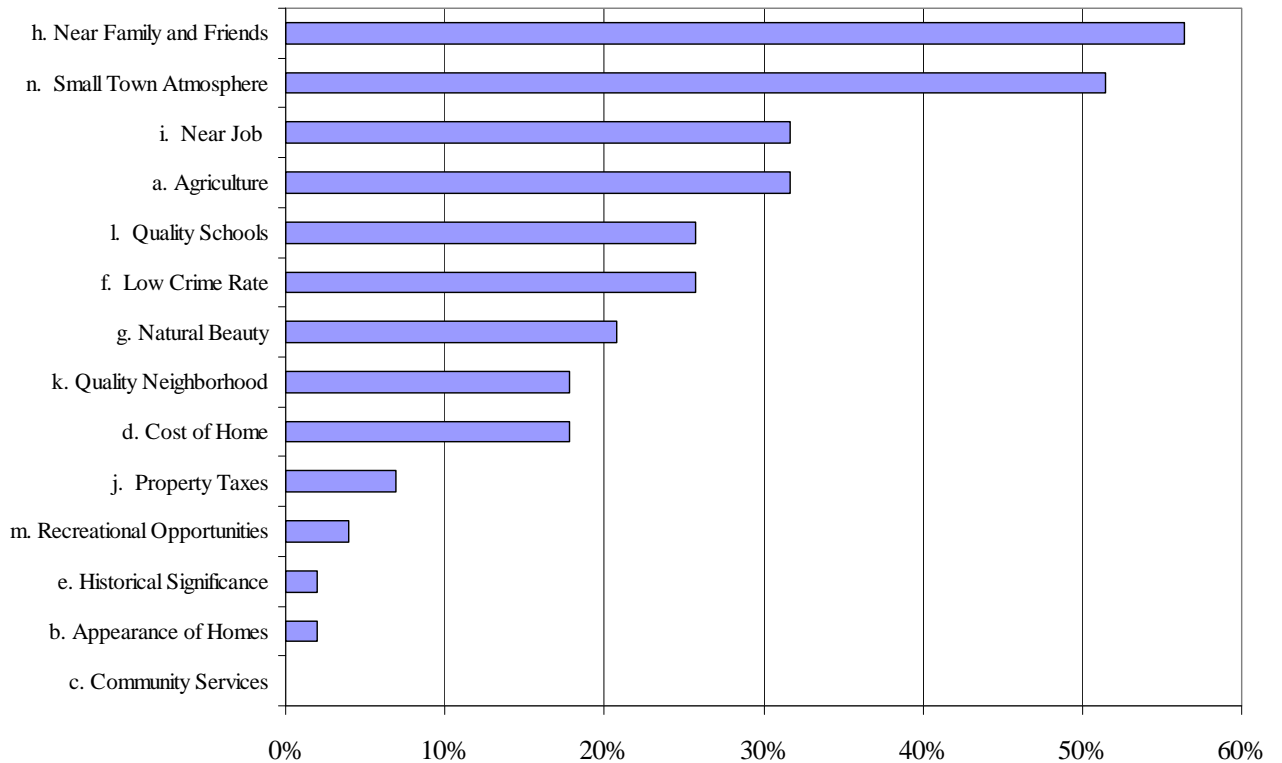
Key results of this survey include:

- Respondents said that they live in Grant County to be near family and friends (56%) and because of its small town atmosphere (51%).
- Relative to Grant County as a whole, the agriculture of the area, the quality of the neighborhood, and the quality of the schools were more important factors for citizens of Hazel Green in terms of their choice of a place to live.
- Over half of the respondents give good or excellent ratings to their community services and facilities. Compared to the top rated items, they are less positive about snow removal, street and road maintenance, the public library, and park & recreation facilities and rate these items lower than overall County average.
- Eight in ten of respondents say that it is important to protect all the natural and cultural resources about which we asked (air quality, ground water, rivers and streams, etc.). Compared to Grant County as a whole, a higher percentage of residents from the Town of Hazel Green say it is important to protect the rural character of the area.
- Town of Hazel Green residents believe that there is a need for more affordable housing, elderly housing, starter homes, and single family housing in the Town. They support improving the quality of existing housing, although to a slightly smaller extent than the County average.
- People living in the Town of Hazel Green do not agree that landowners should be able to develop their land in any way they want but do feel that visual impacts should be considered when developments are proposed and that driveways should meet standards needed for emergency service vehicles.
- They are more inclined to support expansion of large-scale livestock facilities if they are located outside a 2 mile radius of an incorporated area.
- Majorities oppose the use of productive agricultural land for non-farm activities such as residential and commercial uses.
- Large majorities give high ratings to the County road network and to their roads in the Town of Hazel Green. These positive ratings are higher than the overall County average.
- Town of Hazel Green residents, like the County generally, want to receive information about comprehensive planning via newsletters or direct mail rather than via radio or newspapers.
- Residents of the Town of Hazel Green are quite supportive of pursuing the energy alternatives of wind and solar for economic development. They are less supportive of ethanol plants than the overall County average.
- Strong majorities of Town of Hazel Green residents agree that all jurisdictions in the County should provide some land with infrastructure for public or private industrial and commercial development and to require developments at the edge of cities and villages to use municipal water and sewer services.
- Like the County as a whole, people living in the Town of Hazel Green view a wide variety of types of businesses as important to the County's economy.

SUMMARY OF KEY POINTS – QUALITY OF LIFE

- By a wide margin, residents of the Town of Hazel Green say that they choose to live in Grant County to be near family and friends (56%) and for the small town atmosphere (51%). Being near their jobs and the areas agriculture are tied for third place (31%).
- Approximately one in four respondents identified the quality of the schools and the low crime rate as top three factors.
- At the other end of the scale, few respondents choose historical significance, appearance of homes, or community services among their top three.

Quality of Life Factors



SUMMARY OF KEY POINTS – QUALITY OF LIFE (COUNTY COMPARISON)

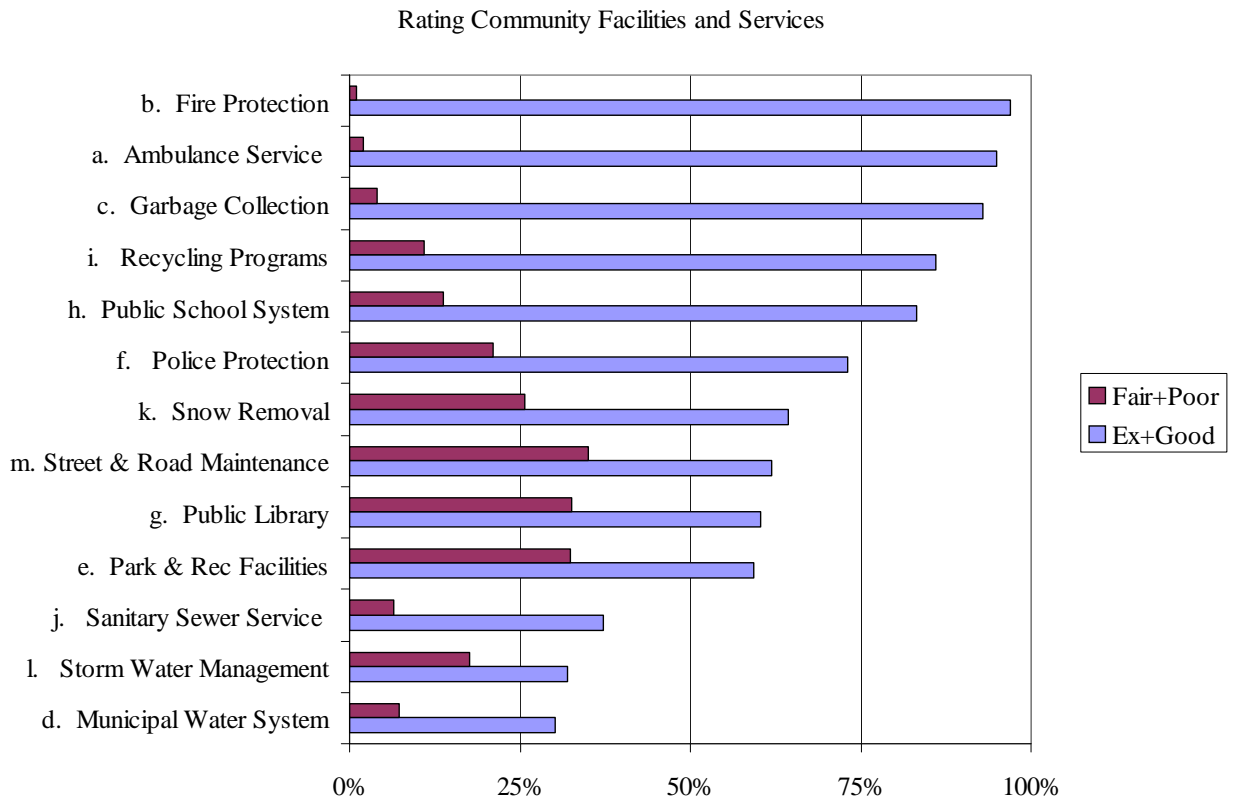
- Compared to Grant County as a whole, residents of the Town of Hazel Green are more likely to cite the agriculture of the area, the quality of the neighborhood, and the quality of the schools as reasons they choose to live in the County.
- People living in Hazel Green are less likely than the County average to say they live in the county to be near their jobs.

1. What are the three most important reasons you and your family choose to live in Grant County?

	Town of Hazel Green	County		Town of Hazel Green	County
a. Agriculture	32%	17%	i. Near Job	32%	40%
b. Appearance of Homes	2%	2%	j. Property Taxes	7%	6%
c. Community Services	0%	3%	k. Quality Neighborhood	18%	10%
d. Cost of Home	18%	17%	l. Quality Schools	26%	18%
e. Historical Significance	2%	2%	m. Recreational Opportunities	4%	9%
f. Low Crime Rate	26%	20%	n. Small Town Atmosphere	51%	58%
g. Natural Beauty	21%	24%	o. Other	4%	5%
h. Near Family and Friends	56%	56%			

SUMMARY OF KEY POINTS – COMMUNITY FACILITIES AND SERVICES

- Town of Hazel Green residents give high marks to many of the community facilities and services relevant to them. More than 90 percent give excellent or good ratings to fire protection, ambulance service, and garbage collection. More than 8 of 10 say that the recycling programs and public schools are good or excellent. Nearly as many (73%) also rate local police protection as good or excellent.
- They are less positive about other community facilities and services. Although over half give excellent or good ratings to snow removal, street and road maintenance, the public library, and park & recreation facilities, between 25 percent and 35 percent of the respondents give a rating of fair or poor to these items. There were a fair number of comments in the open ended portion of the questionnaire that reflect a concern about the lack of local recreational opportunities.
- Sewer, storm water management and municipal water systems are presumably not relevant to residents of the Town.



SUMMARY OF KEY POINTS – COMMUNITY FACILITIES AND SERVICES (COUNTY COMPARISON)

- Compared to the County average, residents of the Town of Hazel Green give similar ratings to all but four community services.
- They give higher ratings to garbage removal than the overall County average. Although over half rate park & recreation facilities, the public library, and snow removal as good or excellent, ratings for these items are noticeably lower than the Grant County average.

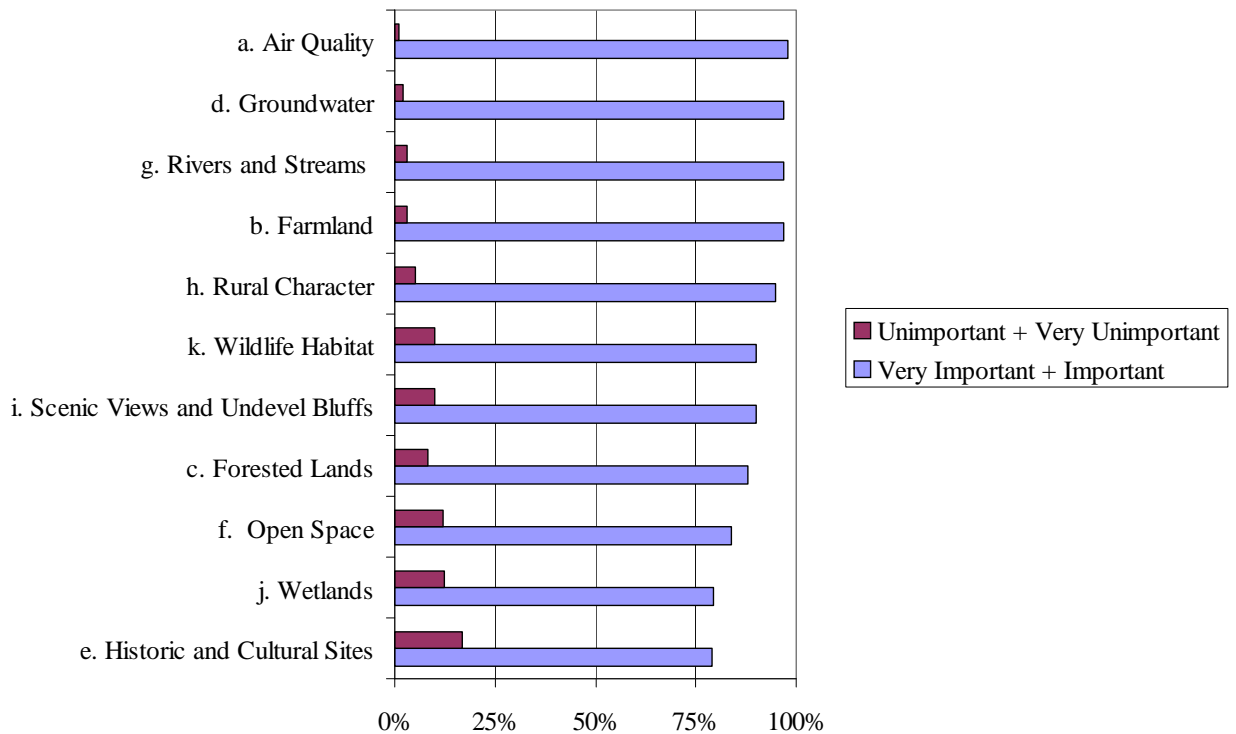
2. Rate the following local services

	Excellent		Good		Fair		Poor		Not Applicable	
	T Haz Grn	Cnty	T Haz Grn	Cnty	T Haz Grn	Cnty	T Haz Grn	Cnty	T Haz Grn	Cnty
a. Ambulance Service	62%	54%	33%	35%	1%	6%	1%	0%	3%	5%
b. Fire Protection	63%	54%	34%	39%	1%	4%	0%	0%	2%	3%
c. Garbage Collection	55%	39%	38%	39%	1%	9%	3%	2%	3%	11%
d. Municipal Water System	15%	23%	16%	38%	6%	10%	1%	2%	63%	26%
e. Park & Rec Facilities	20%	30%	40%	47%	29%	13%	3%	2%	8%	7%
f. Police Protection	15%	27%	58%	45%	18%	20%	3%	4%	6%	4%
g. Public Library	14%	33%	47%	46%	29%	11%	4%	2%	7%	8%
h. Public School System	25%	30%	58%	49%	11%	13%	3%	2%	3%	6%
i. Recycling Programs	30%	31%	56%	51%	9%	12%	2%	2%	3%	3%
j. Sanitary Sewer Service	13%	25%	24%	42%	5%	8%	1%	1%	56%	24%
k. Snow Removal	16%	27%	49%	47%	24%	17%	2%	2%	10%	7%
l. Storm Water Management	10%	16%	22%	43%	14%	16%	3%	3%	51%	22%
m. Street & Road Maintenance	8%	16%	54%	46%	29%	28%	6%	8%	3%	2%

SUMMARY OF KEY POINTS – NATURAL AND CULTURAL RESOURCES

- Very large majorities of Town of Hazel Green residents place high importance on the protection of their natural and cultural resource base. For all the items that we asked, at least 79 percent of the respondents say that it is important or very important to protect them.
- They have near unanimity (97+ percent) regarding the importance of protecting air quality, groundwater, rivers and streams, and farmland.
- In no case do more than 17 percent regard protection of any of the natural and cultural resources listed in the following figure as unimportant or very unimportant.

Importance of Protecting Natural & Cultural Resources



SUMMARY OF KEY POINTS – NATURAL AND CULTURAL RESOURCES (COUNTY COMPARISON)

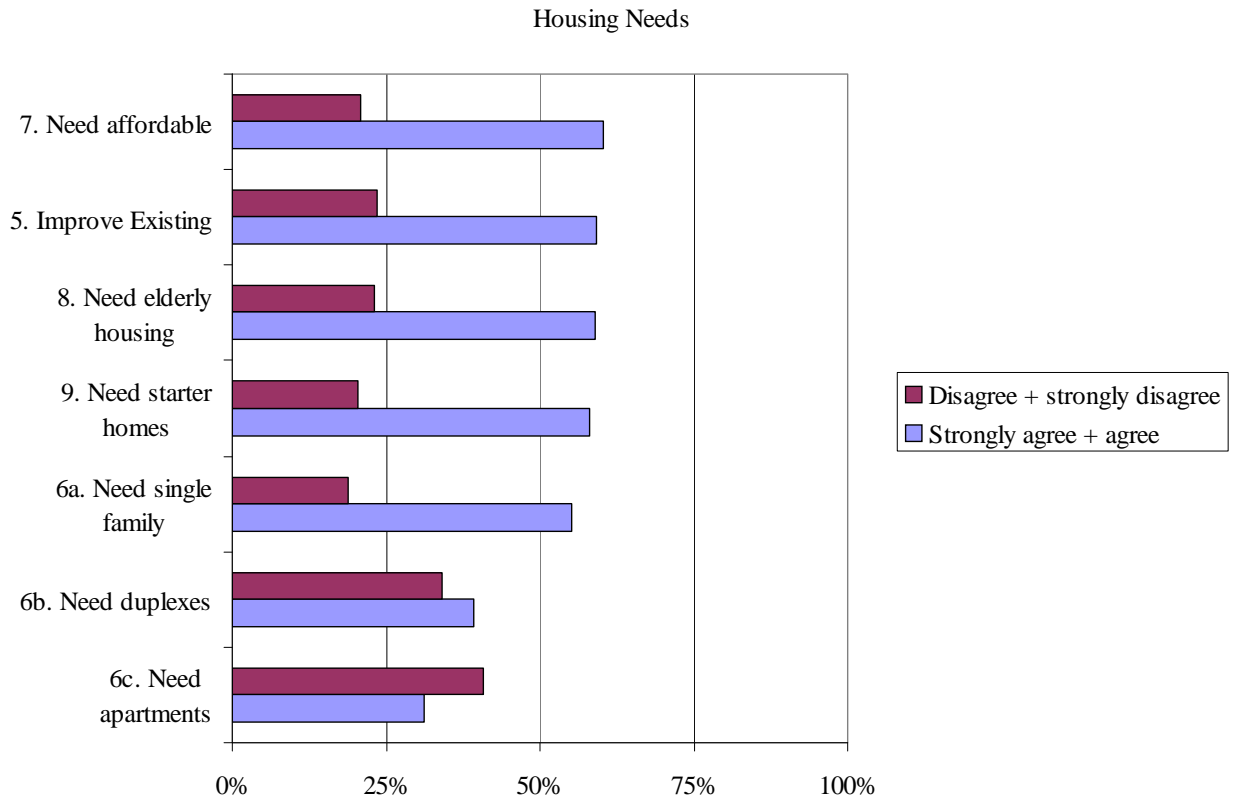
- Residents of the Town of Hazel Green give a similar high level of importance to the protection of natural and cultural resources as do County residents as a whole.
- In comparison to the County average, a higher percentage indicates that preserving rural character is important.

4. It is important to protect the following:

	Very Important		Important		Unimportant		Very Unimportant		Not Applicable	
	T Haz Grn	Cnty	T Haz Grn	Cnty	T Haz Grn	Cnty	T Haz Grn	Cnty	T Haz Grn	Cnty
a. Air Quality	70%	68%	28%	29%	1%	2%	0%	1%	1%	1%
b. Farmland	68%	59%	29%	37%	3%	3%	0%	1%	0%	1%
c. Forested Lands	54%	54%	34%	40%	7%	3%	1%	1%	4%	2%
d. Groundwater	68%	73%	29%	25%	2%	1%	0%	0%	1%	0%
e. Historic and Cultural Sites	25%	27%	54%	57%	14%	13%	3%	1%	4%	2%
f. Open Space	38%	34%	45%	53%	11%	10%	1%	1%	4%	2%
g. Rivers and Streams	56%	64%	41%	34%	2%	2%	1%	0%	0%	0%
h. Rural Character	39%	39%	56%	47%	4%	12%	1%	1%	0%	2%
i. Scenic Views & Undevel Bluffs	43%	46%	46%	42%	9%	9%	1%	2%	0%	1%
j. Wetlands	36%	40%	43%	41%	10%	12%	2%	2%	8%	4%
k. Wildlife Habitat	45%	47%	45%	43%	8%	7%	2%	1%	0%	2%

SUMMARY OF KEY POINTS – HOUSING

- About 6 in 10 people in the Town of Hazel Green agree that there should be a focus on improving the existing housing quality.
- About 6 in 10 also agree that there is a need for more affordable housing, elderly housing, starter homes and single family housing in the Town.
- They have split opinions about the need for more multi-family housing in the Town. Thirty-nine percent agree that more duplex units are needed, but 34 percent disagree. More respondents feel additional apartments (41%) are not needed than believe that more are needed (31%).



SUMMARY OF KEY POINTS – HOUSING (COUNTY COMPARISON)

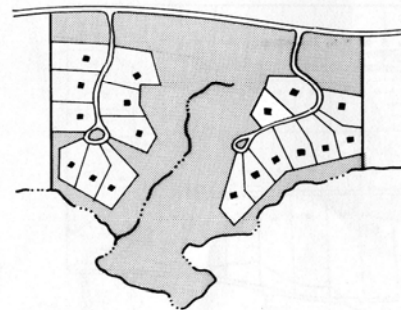
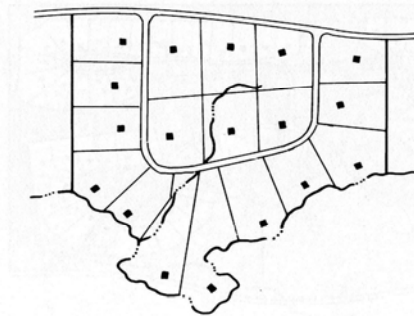
- With one exception, Town of Hazel Green residents have very similar opinions to those of the overall County average.
- The one exception to this pattern is that respondents from the Town of Hazel Green have a slightly smaller level of agreement with the proposition that there should be a focus on improving housing quality.

	Strongly Agree		Agree		Disagree		Strongly Disagree		No Opinion	
	T Haz Grn	Cnty	T Haz Grn	Cnty	T Haz Grn	Cnty	T Haz Grn	Cnty	T Haz Grn	Cnty
5. Improve existing housing quality.	15%	24%	44%	44%	21%	16%	2%	3%	17%	13%
6. Need following housing types:										
a. Single Family Housing	14%	19%	42%	40%	17%	15%	2%	5%	26%	21%
b. Duplexes (2 units)	5%	8%	34%	33%	29%	25%	5%	9%	27%	25%
c. Apartments (3 or more units)	5%	7%	26%	24%	32%	31%	9%	12%	28%	26%
7. Need affordable housing	20%	31%	41%	36%	19%	14%	2%	6%	19%	13%
8. Need elderly housing	18%	20%	41%	43%	23%	19%	0%	4%	18%	14%
9. Need starter homes	14%	19%	44%	37%	18%	23%	2%	4%	21%	16%

- A majority of Town of Hazel Green residents prefer residential developments based on a cluster design (smaller lots with more shared open space) to the traditional design (larger lots with no or little shared open space). The proportion of Town residents favoring cluster design is the same as the County average.

10. Would you prefer housing built in a traditional design (Option A) or a cluster design (Option B)?

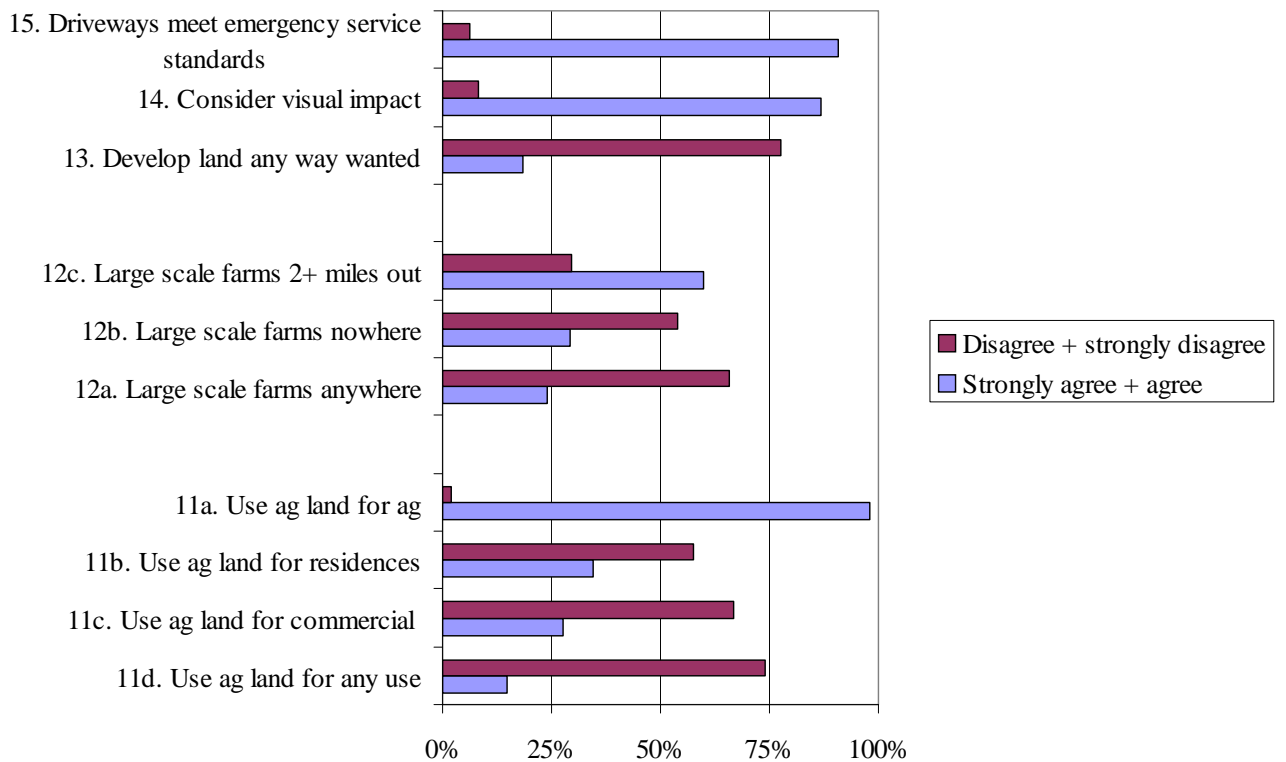
Traditional Design		Cluster Design	
Twn of Hazel Green	County	Twn of Hazel Green	County
40%	39%	60%	61%



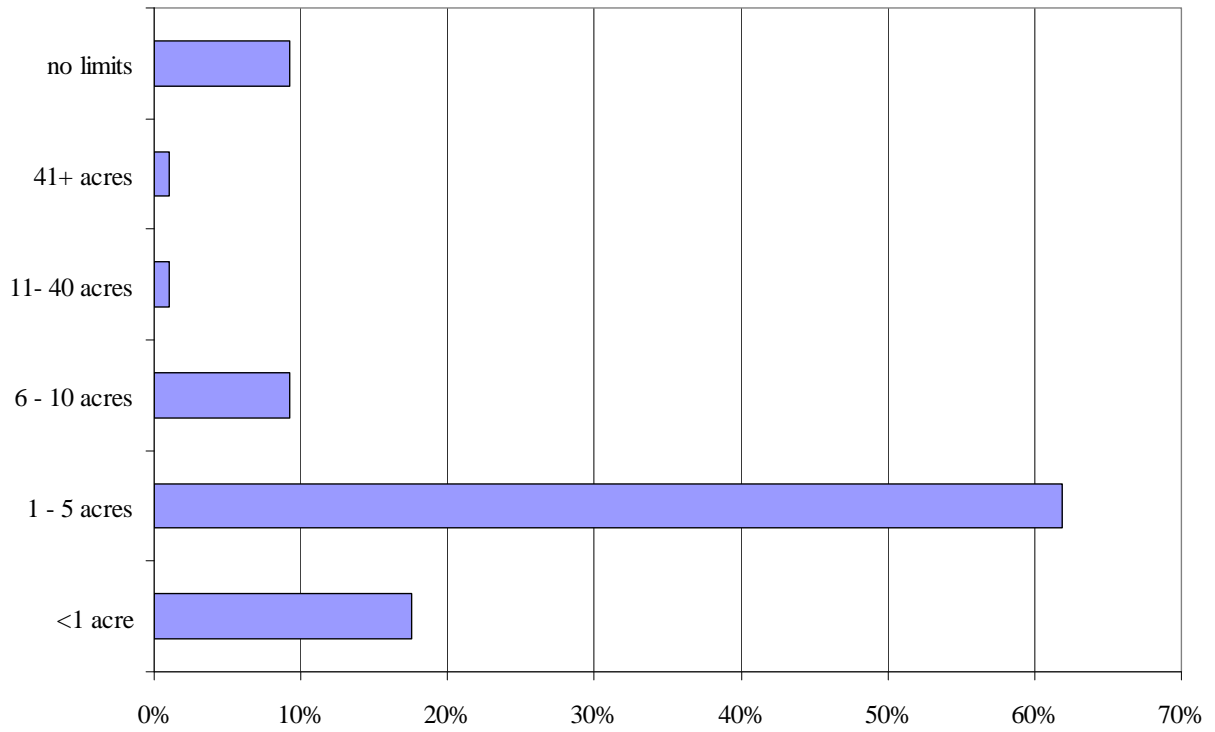
SUMMARY OF KEY POINTS – AGRICULTURE AND LAND USE

- Large majorities of people living in the Town of Hazel Green feel strongly that driveways should be required to meet standards for emergency vehicle access and that visual impact should be considered in evaluating development proposals.
- By a more than four-to-one margin, residents of the Town of Hazel Green disagree with the proposition that landowners should be able to develop their land any way they want.
- With respect to the expansion of large-scale farms, those with more than 500 animal units, Town of Hazel Green residents have fairly clear preferences. They are opposed to both the most restrictive alternative (prohibiting their expansion anywhere in Grant County) and the most liberal option (allowing their development anywhere in the County). Sixty percent agree or strongly agree that such farms should be allowed to expand if they are outside a 2 mile radius of an incorporated area.
- Town of Hazel Green residents are nearly unanimous in their belief that productive agricultural land should be used in agriculture. Over half oppose the use of such land for residential purposes. Two-thirds oppose using such land for commercial uses, and nearly three-fourths oppose using it for any type of use.
- Residents of the Town of Hazel Green prefer relatively small minimum lot sizes for residential development in rural areas; eighty percent favor a minimum lot size of 5 acres or less.
- Half of landowners in the Town of Hazel Green own 10 acres or less.

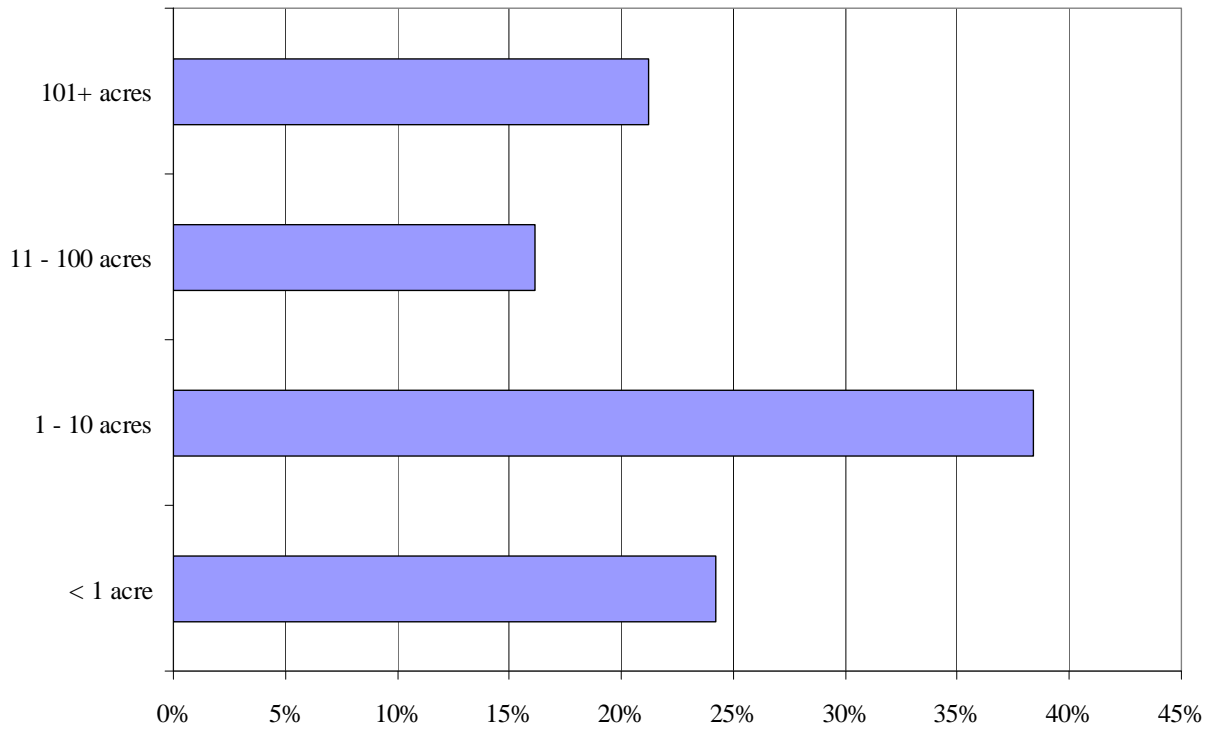
Land Use Opinions



Preferred Minimum Lot Size



Acres Owned in Grant County



SUMMARY OF KEY POINTS – AGRICULTURE AND LAND USE (COUNTY COMPARISON)

- Compared to the County, residents of the Town of Hazel Green have similar opinions regarding agriculture and land use.
- Town of Hazel Green residents have a greater level of disagreement with the statement that landowners should be able to develop their land any way they want.
- They are substantially more likely than the County average to believe that the minimum lot size for rural residences should be between 1 and 5 acres.
- Given the rural nature of the Town of Hazel Green, it is not surprising that a larger proportion of landholdings are greater than 1 acre. Landowners in the Town are more likely to farm their land than the County average.
- Landowners in the Town of Hazel Green are more positive about the prospects for their land remaining in agricultural use sixteen to twenty years in the future.

	Strongly Agree		Agree		Disagree		Strongly Disagree		No Opinion	
	T Haz Grn	Cnty	T Haz Grn	Cnty	T Haz Grn	Cnty	T Haz Grn	Cnty	T Haz Grn	Cnty
11a. Use ag land for ag	84%	76%	14%	21%	1%	1%	1%	0%	0%	2%
11b. Use ag land for residences	7%	4%	28%	28%	39%	44%	18%	17%	8%	7%
11c. Use ag land for commercial	3%	3%	24%	19%	37%	45%	30%	26%	6%	7%
11d. Use ag land for any use	6%	4%	9%	8%	27%	40%	47%	36%	11%	12%
12. Expand lg farms (500+ an. units):										
a. Anywhere in Grant County	9%	9%	15%	17%	43%	42%	23%	23%	10%	8%
b. Nowhere in Grant County	12%	12%	17%	14%	36%	44%	18%	19%	17%	12%
c. 2 miles outside inc areas	17%	23%	43%	39%	16%	17%	14%	9%	11%	12%
13. Develop land any way wanted	4%	11%	14%	17%	52%	52%	26%	18%	4%	2%
14. Consider visual impacts of devel	33%	28%	54%	57%	8%	9%	0%	2%	5%	5%
15. Driveways meet EMS standards	36%	38%	55%	52%	5%	6%	1%	0%	3%	4%

16. There should be a minimum lot size on residential development in rural areas.

Strongly Agree		Agree		Disagree		Strongly Disagree		No Opinion	
T Haz Grn	Cnty	T Haz Grn	Cnty	T Haz Grn	Cnty	T Haz Grn	Cnty	T Haz Grn	Cnty
28%	24%	46%	48%	16%	16%	4%	5%	6%	8%

17. In your opinion, what should the minimum lot size be for rural residential development?

Less than 1 acre		1 to 5 acres		6 to 10 acres		11 to 40 acres		41 or more acres		No Limitation	
T Haz Grn	Cnty	T Haz Grn	Cnty	T Haz Grn	Cnty	T Haz Grn	Cnty	T Haz Grn	Cnty	T Haz Grn	Cnty
18%	19%	62%	49%	9%	13%	1%	5%	1%	4%	9%	11%

18. How many acres of land do you own in Grant County?

Less Than 1 acre		1-10 acres		11-100 acres		101 acres or more	
T Haz Grn	Cnty	T Haz Grn	Cnty	T Haz Grn	Cnty	T Haz Grn	Cnty
24%	60%	38%	17%	16%	10%	21%	13%

19. Do you actively farm the land you own?

Yes		No		Not Applicable	
T Haz Grn	Cnty	T Haz Grn	Cnty	T Haz Grn	Cnty
27%	14%	64%	55%	9%	31%

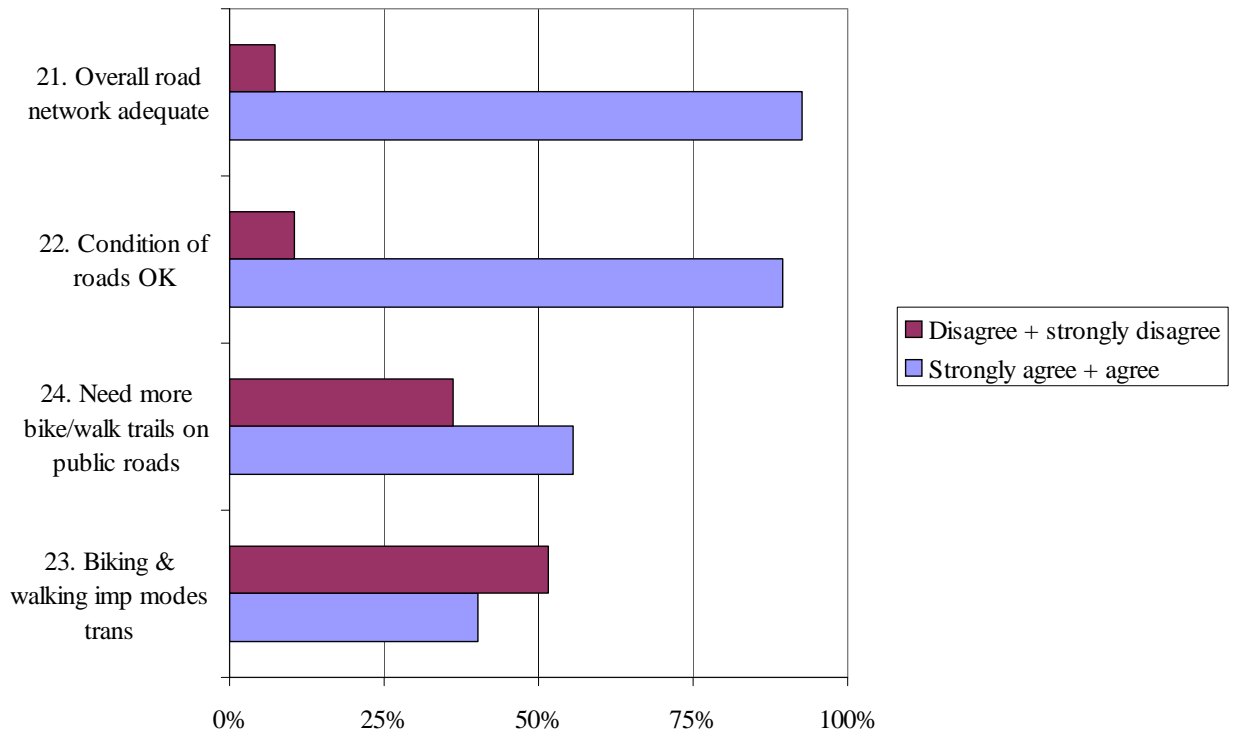
20. Do you think your land will be actively farmed (by you or someone else) in the next:

0-5 years		6-10 years		11-15 years		16-20 years		Not Applicable	
T Haz Grn	Cnty	T Haz Grn	Cnty	T Haz Grn	Cnty	T Haz Grn	Cnty	T Haz Grn	Cnty
17%	10%	12%	6%	12%	6%	28%	13%	58%	74%

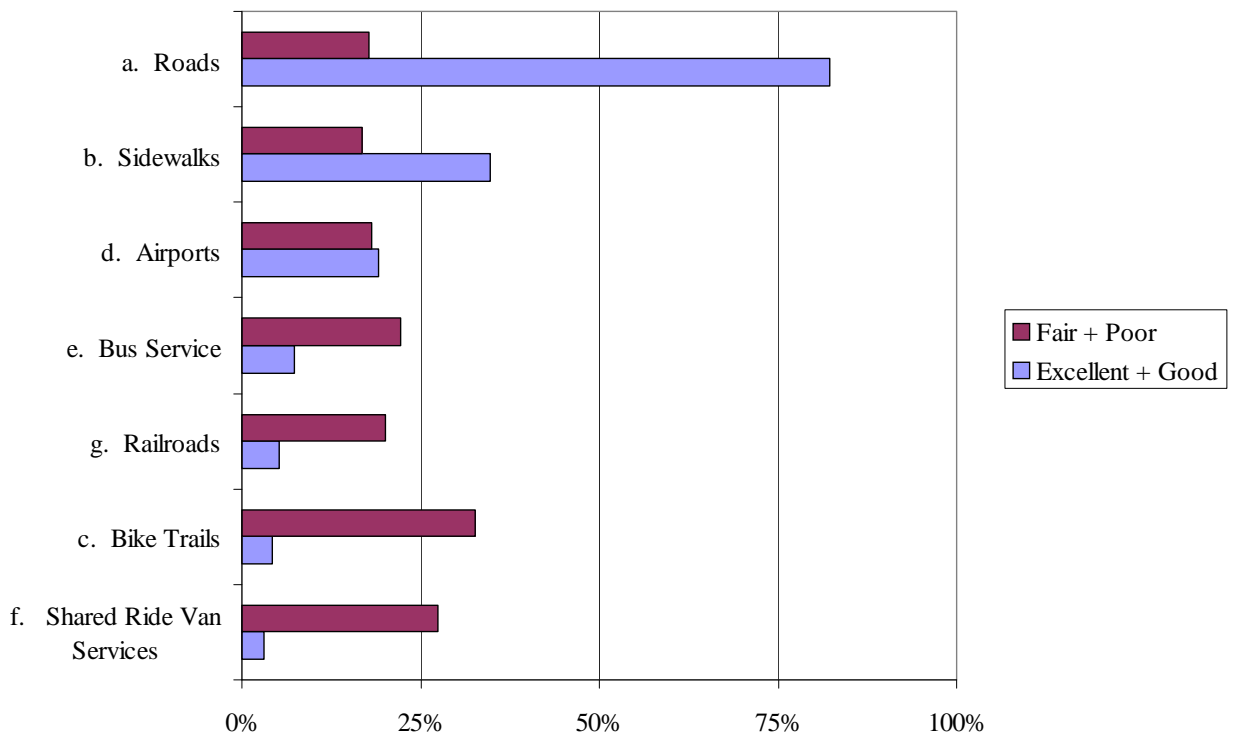
SUMMARY OF KEY POINTS – TRANSPORTATION

- Over 90 percent of the respondents from the Town of Hazel Green agree that the County's overall road network meets the needs of citizens.
- Over 90 percent rate the Town's roads as good or excellent, and 82 percent agree that the condition of the Town's roads is adequate.
- More than half of Hazel Green residents disagree that biking and walking are important modes of transportation. Over half disagree that more biking and walking trails are needed in the Town.
- Many respondents did not rate other transportation modes in the Town, presumably because few are relevant in Hazel Green. Of those who did provide ratings, opinions are more favorable for sidewalks and evenly split regarding airport service. On the other hand, among those who provided ratings, larger proportions give low marks to shared van ride service, bike trails, bus service, and railroads than those who say they are good or excellent.

Transportation Opinions



Transportation Quality in Local Jurisdiction



SUMMARY OF KEY POINTS – TRANSPORTATION (COUNTY COMPARISON)

- Compared to the County average, a higher percentage of Town of Hazel Green residents say the condition of the Town’s roads is adequate for their intended uses and are more likely to say that the condition of the Town’s roads is good or excellent.
- People living in the Town of Hazel Green are less likely to believe that biking and walking are important modes of transportation.
- Since substantial proportions of residents in the County sample did not rate the remaining transportation items listed, comparisons to the responses from the Town of Hazel Green are not meaningful.

21-24. Transportation issues

	Strongly Agree		Agree		Disagree		Strongly Disagree		No Opinion	
	T Haz Grn	Cnty	T Haz Grn	Cnty	T Haz Grn	Cnty	T Haz Grn	Cnty	T Haz Grn	Cnty
21. Road network meets needs	14%	14%	79%	74%	5%	9%	2%	2%	0%	1%
22. Condition of roads adequate	8%	11%	81%	64%	6%	20%	4%	3%	0%	1%
23. Biking & walking imp modes trans	6%	18%	34%	44%	37%	22%	14%	5%	8%	11%
24. Need more bike & walk lanes on pub roads	25%	24%	31%	34%	22%	23%	14%	9%	8%	10%

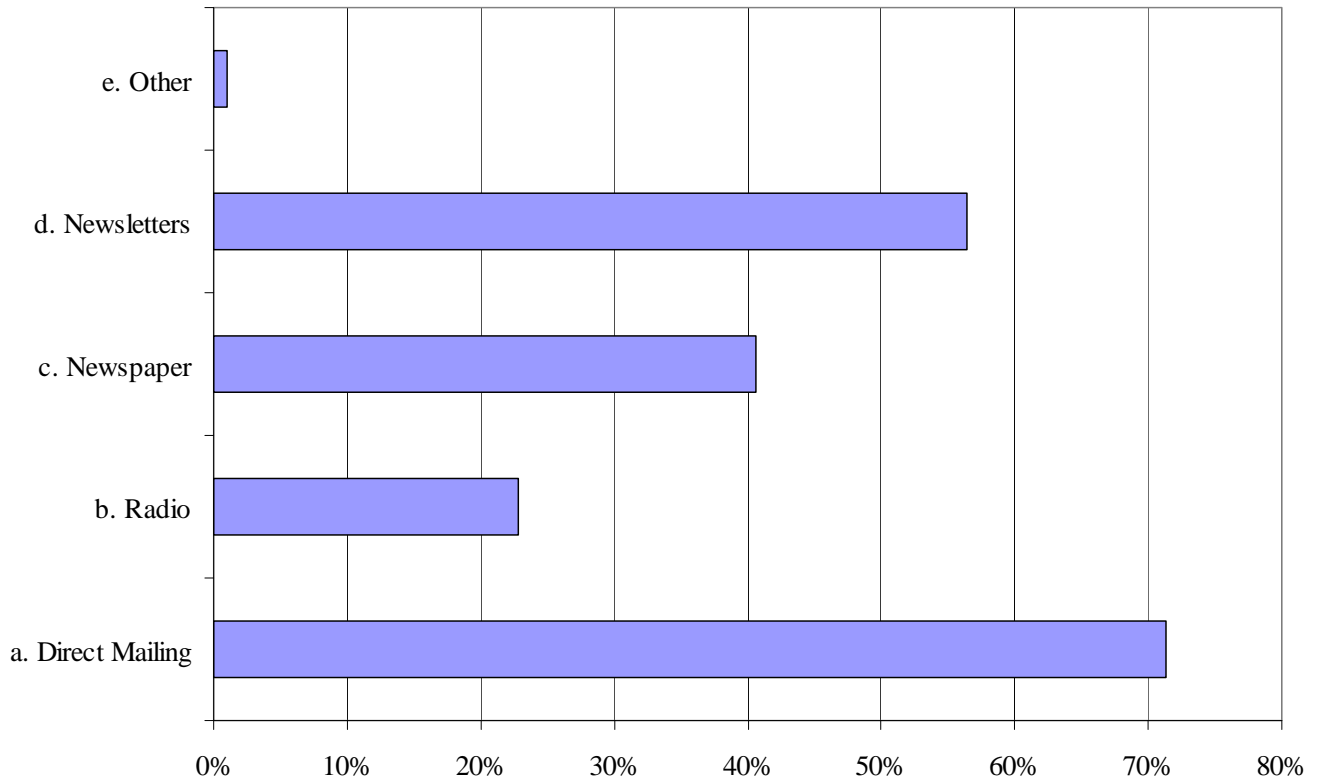
25. Rate the following for your local jurisdiction

	Excellent		Good		Fair		Poor		Not Applicable	
	T Haz Grn	Cnty	T Haz Grn	Cnty	T Haz Grn	Cnty	T Haz Grn	Cnty	T Haz Grn	Cnty
a. Roads	9%	12%	73%	59%	16%	22%	2%	6%	0%	0%
b. Sidewalks	6%	6%	28%	39%	12%	28%	5%	6%	48%	22%
c. Bike Trails	0%	3%	4%	17%	15%	19%	18%	16%	63%	44%
d. Airports	0%	6%	19%	30%	14%	16%	4%	4%	63%	43%
e. Bus Service	0%	1%	7%	4%	9%	3%	13%	20%	71%	72%
f. Shared Ride Van Services	0%	0%	3%	9%	11%	11%	17%	16%	69%	64%
g. Railroads	0%	2%	5%	11%	11%	10%	9%	13%	75%	64%
h. Other	0%	3%	0%	9%	0%	1%	0%	12%	100%	75%

SUMMARY OF KEY POINTS - COMMUNICATION

- Direct mailings or newsletters are the preferred means of communication through which Town of Hazel Green residents prefer to receive information about comprehensive planning. Newspapers and radio are preferred by far fewer respondents.

Communication Preferences for Comp Plan Info



SUMMARY OF KEY POINTS – COMMUNICATIONS (COUNTY COMPARISON)

- In comparison to the County, people living in the Town of Hazel Green share the same preference for direct mailings and newsletters as sources of information about comprehensive planning.

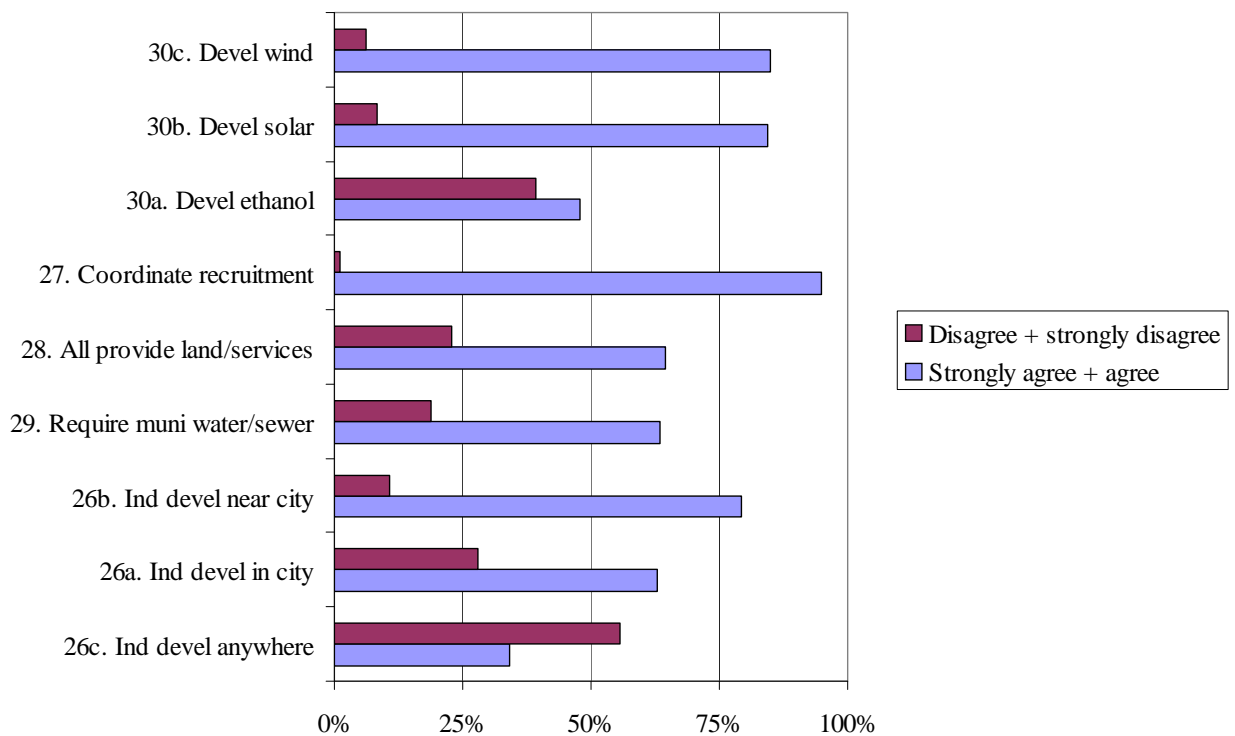
3. What are 2 most effective ways your jurisdiction could provide Comprehensive Planning information to landowners and residents?

	Twn of Hazel Green	Cnty
a. Direct Mailing	71%	70%
b. Radio	23%	21%
c. Newspaper	41%	44%
d. Newsletters	56%	56%
e. Other	1%	4%

SUMMARY OF KEY POINTS – ECONOMIC DEVELOPMENT

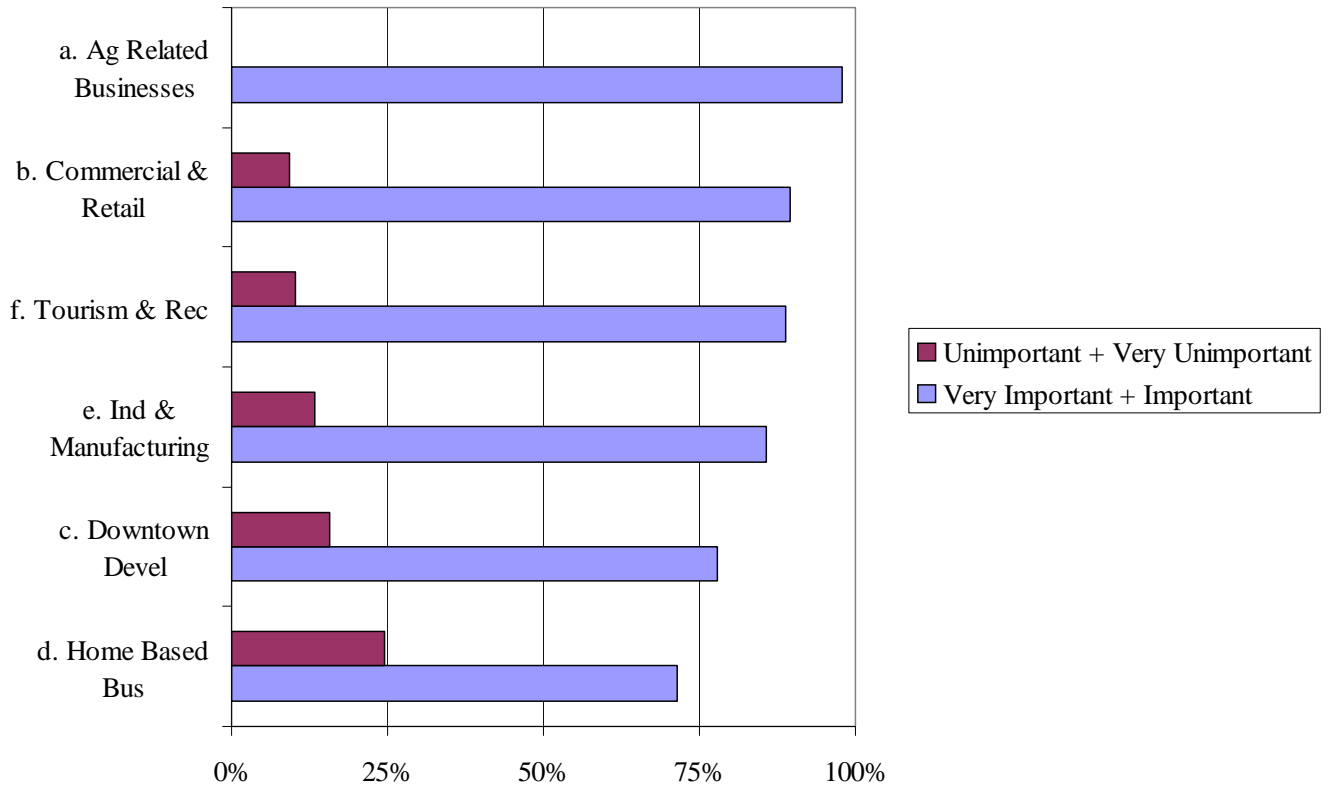
- Residents of the Town of Hazel Green are quite supportive of pursuing the energy alternatives of wind and solar for economic development. They are closely divided about developing ethanol plants; those in agreement are less than a majority (48%), and nearly as many are in opposition (40%).
- People living in the Town of Hazel Green overwhelmingly believe that Grant County should coordinate efforts to recruit new business and industry.
- They have a stronger preference for manufacturing or commercial businesses that involve truck traffic to be located near existing villages or cities (79%) rather than within an existing community (63%) and are opposed to unrestricted freedom to locate these types of businesses anywhere in the County.
- Strong majorities of Town of Hazel Green residents agree that all jurisdictions in the County should provide some land with infrastructure for public or private industrial and commercial development and to require developments at the edge of cities and villages to use municipal water and sewer services.

Economic Development Opinions



- Town of Hazel Green residents view a wide variety of types of business development as important in Grant County. At least three-fourths of respondents agree that agricultural related businesses, commercial/retail, manufacturing, tourism/recreation, downtown “Main Street” are important to the County’s economy. A majority views home-based businesses as important too.

Importance of Business Development



SUMMARY OF KEY POINTS – ECONOMIC DEVELOPMENT (COUNTY COMPARISON)

- Compared to the County, Town of Hazel Green residents have higher levels of agreement that commercial or industrial development that involves truck traffic be located in existing cities or villages.
- Residents of the Town of Hazel Green have lower levels of agreement to require new development at the edge of an existing city to connect to municipal water and sewer.
- The level of support for the development of alternative energy as a tool for economic development is very similar to the overall County average, with the possible exception of ethanol plants. Respondents from the Town of Hazel Green may be slightly less likely to support ethanol plant developments than the County average.

	Strongly Agree		Agree		Disagree		Strongly Disagree		No Opinion	
	T Haz Grn	Cnty	T Haz Grn	Cnty	T Haz Grn	Cnty	T Haz Grn	Cnty	T Haz Grn	Cnty
26. Commercial or industrial buildings and activities involving truck traffic and manufacturing should be located:										
a. In an existing city or a village	13%	14%	49%	39%	24%	28%	4%	7%	9%	12%
b. Near a city or village	7%	16%	73%	63%	7%	8%	4%	3%	10%	10%
c. Anywhere in Grant County	10%	7%	24%	19%	35%	38%	20%	20%	10%	16%
27. Coordinate business recruitment	50%	53%	45%	40%	1%	2%	0%	2%	4%	3%
28. Provide land & infrastructure for industry/commerce	24%	16%	41%	43%	19%	19%	4%	7%	13%	15%
29. Required muni water & sewer	18%	26%	46%	45%	18%	11%	1%	4%	18%	14%

30. Grant County jurisdictions should pursue the following energy alternatives as a form of economic development:

	Strongly Agree		Agree		Disagree		Strongly Disagree		No Opinion	
	T Haz Grn	Cnty	T Haz Grn	Cnty	T Haz Grn	Cnty	T Haz Grn	Cnty	T Haz Grn	Cnty
a. Ethanol Plants	14%	22%	34%	33%	26%	23%	14%	9%	13%	13%
b. Solar Energy	36%	39%	48%	45%	8%	5%	0%	1%	7%	10%
c. Wind Energy	44%	48%	40%	43%	6%	2%	0%	2%	9%	6%
d. Other	24%	28%	18%	8%	0%	0%	0%	0%	59%	63%

People living in Hazel Green have very similar opinions about the importance of various types of business to the County’s economy.

31. Rate the importance of the following:

	Very Important		Important		Unimportant		Very Unimportant		Not Applicable	
	T Haz Grn	Cnty	T Haz Grn	Cnty	T Haz Grn	Cnty	T Haz Grn	Cnty	T Haz Grn	Cnty
a. Ag Related Business	62%	59%	36%	38%	0%	2%	0%	0%	2%	1%
b. Commercial & Retail	29%	33%	60%	59%	9%	7%	0%	1%	1%	1%
c. Downtown Devel	20%	31%	58%	52%	13%	11%	3%	2%	6%	4%
d. Home-Based Bus	14%	17%	57%	54%	23%	22%	1%	3%	4%	4%
e. Ind & Manufacturing	29%	40%	57%	50%	13%	8%	0%	1%	1%	1%
f. Tourism & Rec	32%	36%	57%	55%	8%	7%	2%	1%	1%	1%

SUMMARY OF KEY POINTS – DEMOGRAPHICS

The demographic profile of Town of Hazel Green respondents matches that of the County in most ways, with just one notable difference.

- In comparison to the County average, there are a larger proportion of residents in the Town of Hazel Green who are self-employed and a smaller proportion of residents who are employed full time. This is not surprising since farmers are included in the self-employed category

35. Gender

Male		Female	
T Haz Grn	Cnty	T Haz Grn	Cnty
54%	53%	46%	47%

36. Age

18-24		25-34		35-44	
T Haz Grn	Cnty	T Haz Grn	Cnty	T Haz Grn	Cnty
1%	0%	7%	7%	16%	13%

45-54		55-64		65 and older	
T Haz Grn	Cnty	T Haz Grn	Cnty	T Haz Grn	Cnty
24%	23%	20%	22%	31%	35%

37. Employment Status

Emp Full Time		Emp Part Time		Self Employed	
T Haz Grn	Cnty	T Haz Grn	Cnty	T Haz Grn	Cnty
36%	44%	11%	6%	19%	10%

Unemployed		Retired		Other	
T Haz Grn	Cnty	T Haz Grn	Cnty	T Haz Grn	Cnty
0%	1%	32%	37%	1%	1%

38. Place of Residence

Own		Rent		Other	
T Haz Grn	Cnty	T Haz Grn	Cnty	T Haz Grn	Cnty
99%	99%	1%	1%	0%	0%

39. Number of Adults (18+) in Household

0		1		2	
T Haz Grn	Cnty	T Haz Grn	Cnty	T Haz Grn	Cnty
		17%	20%	72%	71%

3		4		5+	
T Haz Grn	Cnty	T Haz Grn	Cnty	T Haz Grn	Cnty
9%	7%	1%	2%	1%	1%

40. Number of Children (under 18) in Household

0		1		2	
T Haz Grn	Cnty	T Haz Grn	Cnty	T Haz Grn	Cnty
65%	67%	11%	14%	10%	11%

3		4		5+	
T Haz Grn	Cnty	T Haz Grn	Cnty	T Haz Grn	Cnty
13%	7%	1%	1%	0%	0%

41. Household Income

Under \$15,000		\$15K - \$24,999		\$25K - \$49,999	
T Haz Grn	Cnty	T Haz Grn	Cnty	T Haz Grn	Cnty
2%	7%	14%	14%	30%	33%

\$50K - \$74,999		\$75K - \$99,999		\$100,000+	
T Haz Grn	Cnty	T Haz Grn	Cnty	T Haz Grn	Cnty
28%	25%	18%	15%	8%	6%

42. Years Lived in Grant County

Less than 1		1-4		5-9	
T Haz Grn	Cnty	T Haz Grn	Cnty	T Haz Grn	Cnty
2%	1%	3%	5%	6%	9%

10-24		25+	
T Haz Grn	Cnty	T Haz Grn	Cnty
18%	14%	71%	71%

COMMENTS**Q32. Is there anything about living in Grant County that you don't like?****Transportation (7)**

- Darn bicyclists that ride from Dubuque and impede traffic.
- I feel snow removal on rural roads should be taken care of better especially in Hazel Green Township.
- Painted lined on roads need to be painted more often.
- Something needs to be done to Block noise from Dubuque to Platteville in Hwy 151-61N. Since 4 lane was built - traffic increased - we can't even be in our yard - too much noise. So we are considering moving to nearby east Dubuque. How about tall bushes to block noise.
- The lack of public transportation.
- The poor condition of the township roads.
- Too many bicycles on the highway

Governance (2)

- No or should I say having Dale Schultz representing us. He is a puppet to the Republican Party.
- Local government.

Taxes (16)

- Taxes. (4)
- Property taxes. (2)
- Gas tax.
- High Taxes.
- High taxes (property).
- High Wisconsin property taxes.
- Higher taxes, than Iowa.
- I feel value of existing "older" homes are not properly assessed. Old homes in need of repair should not be penalized with high assessments and then hit again when repairs are made. Example-spend for new windows and increase an already inflated tax bill.
- My house is 107 years old. Taxes are way too high. Taxes are over \$1430 dollars a year.
- Property taxes are excessively high.
- Taxes too high.
- The extremely high taxes we are forced to pay for schools. Everything going up except income and feel like were being squeezed out of our homes.

Environmental/Cultural/Recreational Issues (4)

- The building of homes on the precious farm ground should not be allowed.
- There isn't enough recreational areas such as bike trails or trails for ATVs. I use the ATV trails in Lafayette and Green Counties. It would be nice to have one in Grant County that might connect to them.
- We don't have enough for kids they need more space to play basketball, baseball, without having to be on a team. A swimming pool would be great.
- Yes, lack of recreational opportunities such as walking, hiking or biking in or near our town.

Social Issues (1)

- Too many illegal Mexicans living in Grant Co. They don't speak English.

Police/Safety Issues (4)

- Fireworks sales should not be allowed and the ability to place buildings and stands for the sales anywhere without permits and regulations!
- The county is too large for the amount of police officers we have to cover the area.
- There is no police on duty 24/7 in Hazel Green. Not enough recreational things for children.
- Too many small town cops - acting like big city police officers chasing away local business.

No/Nothing (3)

- No. (2)
- No, it's a great place to live and raise a family.

Like it (1)

- We enjoy our home and surroundings very much.

Shopping Issues (2)

- No shopping near by.
- Proximity to fair - priced grocery stores. Lack of development within the city. Remakes the same as 30 or 40 years ago.

School Issues (2)

- Do not like school systems-not enough expected from the students. I have 3 stepchildren in 7, 8, 11 grades. No one ever has homework! Ever! Pictures (school) are different for middle school from high school. Can't get same pictures for kids. Bad idea. We won't buy anymore, our family will be out these.
- Lack of after school/extended school programs.

Miscellaneous (2)

- Inability to get SHT access.
- Pop can/bottle refund.

Q33. If you could change one thing in your local jurisdiction, what would it be?**Transportation (8)**

- Add bike trails.
- Better roads.
- Better roadside maintenance, cut grass more often. Control weeds.
- Bus service.
- Cutting thistles (noxious weeds), etc. along highway.
- Development of public transportation.
- Extend Scabble Creek Street to meet with Highway W.
- Our lane is B/4 city owned and the village of Hazel Green will not do anything to keep it up. Like filling potholes, etc. We have to do it or it won't get done. They don't cut the weeds along the road or anything like that.

Governance (3)

- See above but that really isn't the true local issue...it is more of a district issue. [Comment re: Sen. Schultz in Q32]
- The way our local governments settle things in the bar instead of at the meetings at town hall where it should be.
- Would like to see grant county board reduced from 33-13 board members.

Taxes (6)

- Lower taxes (3)
- I work in Dubuque, IA and have to be taxed in both states. Illinois and Iowa have agreements not to tax double. It's not like we have better roads, better schools, better prices on gas or even property taxes here.
- Taxes and utility bills.
- Taxes-reevaluate how taxes are assigned.

Environmental/Cultural/Recreational Issues (10)

- Building walking and biking trails and golf courses.
- Have a nice public library.
- Have something more for the younger kids to participate in. In the town I live in, about the only thing there is for kids to do is baseball, and that's only for part of the summer.
- Keep the land clean of littering and pollution.
- Same as above. [Need more recreational opportunities for youth]
- Spraying the cropland by air.
- Stiff laws and fines for not recycling.
- The water.
- Using more natural resources for energy.
- Would like to see more things for teenagers to do to keep them out of trouble.

Police/Safety Issues (4)

- Law enforcement.
- Put mufflers on motorcycles.
- The police.
- To have law enforcement on duty 24/7.

No/Nothing (1)

- Nothing.

Like it (1)

- We like it just as it is.

Housing Issues (2)

- Give incentives for middle class homeowners to do much needed repairs. That would help us "afford" to make repairs.
- Ways for people to improve/remodel their houses (grants?) (support) incentive to buy and remodel houses rather than building new.

School Issues (4)

- Better school system.
- Consolidate the public schools.
- More programs (educational).
- Open enrollment.

Utilities (1)

- Better phone and internet.

Land Use Issues (4)

- Grant county need to establish covenants and restrictions for all subdivisions instead of allowing the developer to set all of their own. There should be a set of guidelines they have to follow then they can add their own to them. A perfect example is 817 Oakwood Rd in Hazel Green.
- Too many homes being build in the countryside.
- Townships should have planning and zoning should be zoned.
- Zoning

Miscellaneous (1)

- Assist needy and elderly, families-medical, housing, school/education.

Q34. Other comments**Transportation (1)**

- On a separate note, when county or township workers plow the roads in the winter, I strongly believe they don't need to drive so fast that the snow hits the side of my house. I realize that they have a tough, thankless job and that my house is close to the road (not by my choice). A little more care would be very much appreciated.

Taxes (2)

- Help the small average farms from paying such high taxes compared to the large acreage farms, it took our whole life to have 15 acres and must pay high taxes and larger farms pay so much lower.
- I have several relations on Badger Care. Those people don't even want to work full time because they might lose what just given to them. I'm sick of paying for them to sit at home, while I pay for my health insurance and pay extra taxes to boot.

Environmental/Cultural/Recreational Issues (4)

- The public libraries should receive more money and opportunities for continuing education should be expanded.
- I like Hazel Green. I like my church, St. Francis de Sale and I like my neighbor and the people are friendly. We have a good library and a friendly worker in it. It would be nice to get the new one so there is more room.
- Tighter restrictions on manure containment and spreading and overall maintenance, upkeep, and appearance of farms! There is a definite need for closing monitoring manure runoff and organic farming!
- We wish there were more opportunities for culture and recreation within out town so we didn't have to drive 10-20 miles one way to find it.

Job Issues (1)

- Until the economy turns around-all of the above changes, including employment and high paying jobs, will never get better.

Like it (1)

- We live in a small town because there is little or no crime, a friendly hometown atmosphere.

School Issues (1)

- Great schools and bus transportation for the children.

Land Use Issues (2)

- I do believe that if you own the land, you should be able to do what you what with it. However, I think that too much development in rural areas (using farmland for a subdivision) ruins the landscape and culture in our area.
- No zoning.

Miscellaneous (1)

- Property lines and county lines could line up. My 1 lot and house are on the line. Many housing expenses are higher as a result.