

1.0 ISSUES AND OPPORTUNITIES

1.1 CHAPTER SUMMARY

The purpose of this section is to provide basic background information for the comprehensive planning process and general demographic characteristics for the Town of Lima. More specifically this section includes information from the community survey and visioning sessions, community profile and projection data including population trends, age distribution, and population projections.

1.2 GOALS, OBJECTIVES, POLICY AND PROGRAM RECOMMENDATIONS

The following are the Issues and Opportunities goals, objectives, policy, and program recommendations for Lima. The essence of these recommendations is reflected throughout the entire document.

1. **Protect and improve the health, safety, and welfare of residents in the Town of Lima.**
2. **Preserve and enhance the quality of life for the residents of the Town of Lima.**
3. **Protect and preserve the community character of the Town of Lima.**

Note: The above policy recommendations are further explained in other elements of this comprehensive plan. This section provides background information and overall direction. For example, the above recommendations may be carried out by implementing recommendations in other sections such as housing, economic development, and transportation.

Wisconsin State Statute 66.1001(2)(a)

(a) Issues and Opportunities

Background information on the local governmental unit and a statement of overall objectives, policies, goals and programs of the local governmental unit to guide the future development and redevelopment of the local governmental unit over a 20-year planning period. Background information shall include population, household and employment forecasts that the local governmental unit uses in developing its comprehensive plan, and demographic trends, age distribution, educational levels, income levels and employment characteristics that exist within the local governmental unit.

1.3 COMMUNITY VISION

A vision statement identifies both where a community intends to be in the future and how to meet the future needs of stakeholders: its citizens. The vision statement incorporates the community's shared understanding of its nature and purpose and uses this understanding to move together towards a greater purpose. SWWRPC, in conjunction with UWEX-Grant County, sponsored visioning sessions for each jurisdiction in the autumn of 2007. The Town Planning Commission utilized the visioning information from these sessions to create their formal vision statement:

TOWN OF LIMA VISION STATEMENT

- I. Preserve agricultural land in the Town of Lima.***
- II. Protect the natural environment such as rivers, ponds, wooded areas, streams and wetlands.***
- III. Safeguard areas of Historical importance.***
- IV. Permit limited development as long as it does not conflict with the other objectives.***
- V. Maintain a balance between the rights of all citizens and that of the individual.***
- VI. Defend the rural character of the Town of Lima.***

1.4 BACKGROUND AND PLANNING AREA

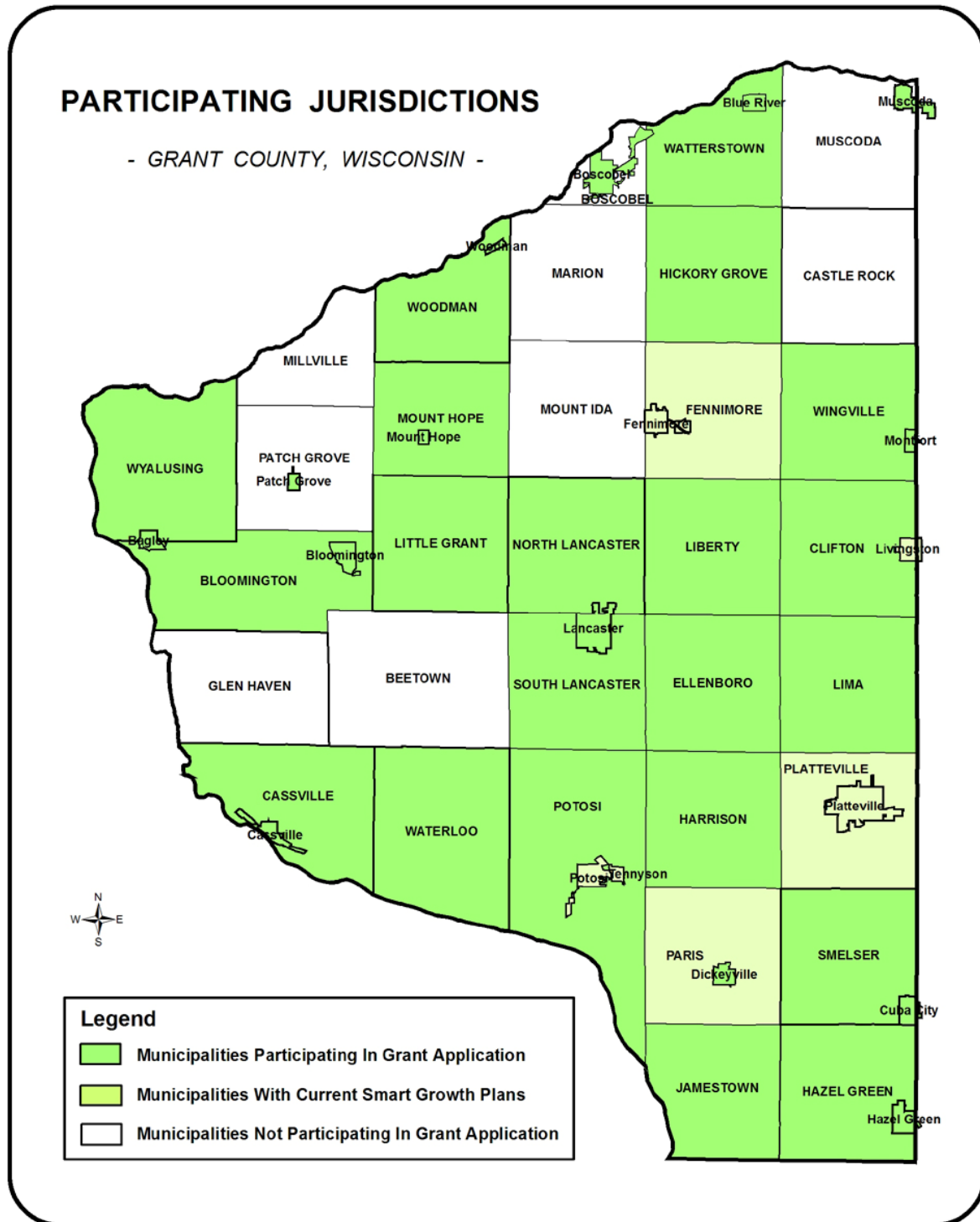
Under the Comprehensive Planning legislation, adopted by the state in October of 1999, beginning on January 1 2010, if a local governmental unit engages in any of the actions listed below, those actions shall be consistent with that local governmental unit’s comprehensive plan.

- Official Mapping
- Local Subdivision Regulations
- County, Town, Village or City zoning Ordinances
- Zoning of Shorelands or Wetlands in Shorelands

Comprehensive plans are a blueprint for how a community will develop and grow. Their purpose is to provide communities with information and policies that they shall use in the future to guide planning and community decisions. The Comprehensive Plan includes nine elements: Issues and Opportunities, Utilities and Community Facilities, Agriculture/Natural/Cultural Resources, Housing, Transportation, Economic Development, Intergovernmental Cooperation, Land Use, and Implementation. In addition, the Comprehensive Planning legislation establishes fourteen planning goals to guide planning efforts. The fourteen goals, along with other planning policies and objectives created during the planning process, appear throughout each chapter in this document.

Grant County, together with thirty-six (36) jurisdictions, including the Town of Lima, applied for a Comprehensive Planning Grant through the Wisconsin Department of Administration in the fall of 2006. In the spring of 2007, the thirty-month Comprehensive Planning Grant was awarded. Grant County and the jurisdictions within it contracted with the Southwestern Wisconsin Regional Planning Commission (SWWRPC) to complete individual comprehensive plans for each of the forty jurisdictions (Grant County, Cities, Towns, and Villages) in accordance with Wisconsin Statutes 66.1001. The only jurisdictions in Grant County that did not participate under the multi-jurisdiction grant were the towns of Beetown, Boscobel, Castle Rock, Fennimore, Glen Haven, Marion, Millville, Mount Ida, Muscodia, Paris, Patch Grove, and Platteville, the villages of Livingston, Potosi, and Tennyson, and the cities of Fennimore and Platteville. These jurisdictions either chose to complete their comprehensive plans using other resources or had already done so. The following is a list of all of the jurisdictions participating under the grant.

Grant County	Village of Bagley Village of Bloomington Village of Blue River Village of Cassville Village of Dickeyville Village of Hazel Green Village of Montfort Village of Mount Hope Village of Muscodia Village of Patch Grove Village of Woodman	Town of Mount Hope Town of North Lancaster Town of Potosi Town of Smelsor Town of South Lancaster Town of Waterloo Town of Watterstown Town of Wingville Town of Woodman Town of Wyalusing
	Town of Bloomington Town of Cassville Town of Clifton Town of Ellenboro Town of Harrison Town of Hazel Green Town of Hickory Grove Town of Jamestown Town of Liberty Town of Lima Town of Little Grant	City of Boscobel City of Cuba City City of Lancaster



According to state statute, Class 4 municipalities have extraterritorial jurisdiction to the area 1.5 miles outside of the corporate limits. During the course of this plan, this area shall be considered as part of the planning area. Conversely, the extraterritorial area will also be considered as part of the planning area for jurisdictions that border municipalities. The inclusion of the extraterritorial area in two separate plans underscores the importance of these lands and the importance of intergovernmental cooperation (see Chapter 8, Land Use). The purpose of the extraterritorial zone is essentially one of coordination with adjoining communities in an effort to anticipate and mitigate any impacts stemming from the development in that area.

1.4.1 ROLES AND RESPONSIBILITIES

The following indicates the roles and responsibilities of each entity involved in the comprehensive planning process.

- **Southwest Wisconsin Regional Planning Commission (SWWRPC)**
 - a. Provide staff services and project management for process.
 - b. Produce written plans and supplementary documents.
 - c. Plan, coordinate, and staff joint-jurisdictional meetings.

- **UW-Extension, Grant County**
 - a. Assist in developing and coordinating public participation plan, press releases, survey, visioning and education processes.

- **Grant County Zoning and Land Use Department**
 - a. Provide information, direction, and feedback to SWWRPC on process and plan development.

- **Town, Village, and City Planning Commissions**
 - a. Provide feedback and direction to SWWRPC in developing plan policies, information, and implementation measures.
 - b. Hold meetings to discuss comprehensive planning issues.
 - c. Develop comprehensive plan and recommend it to the governing body for adoption.
 - d. Represent the jurisdiction at joint-jurisdictional planning meetings.

- **County Zoning and Land Use Committee**
 - a. Provide feedback and direction to SWWRPC in developing the plan information, policies, and implementation measures.
 - b. Hold meetings to discuss comprehensive planning issues.
 - c. Develop comprehensive plan and recommend it to the governing body for adoption.
 - d. Represent the jurisdiction at joint-jurisdictional planning meetings.

- **Town, Village, City, and County Boards**
 - a. Appoint plan commission members.
 - b. Provide funds for the process.
 - c. Provide notice for and hold local meetings and hearings for the adoption of the plan and implementation measures via ordinance.

1.5 PUBLIC PARTICIPATION PLAN

As part of the Comprehensive Planning legislation, every community must develop a public participation plan at the beginning of the planning process. The Town of Lima Planning Commission has developed guidelines for involving the public as part of the requirements of the Comprehensive Planning Process (Section 66.1001(4)(a), Stats.). The goal of a public participation plan is to promote awareness of the planning process, to keep the public informed and educated, and to obtain input and participation from the public in order to create a plan, which reflects the vision and goals of the community.

Southwest Wisconsin Regional Planning Commission (SWWRPC) and UW-Extension were involved in a variety of outreach activities throughout the planning process. SWWRPC conducted informational meetings on each of the elements throughout the planning process. The variety of outreach methods either SWWRPC or UW-Extension used to publish the dates, times, and locations of informational meetings are listed below under the appropriate organization.

SWWRPC
<ul style="list-style-type: none"> • Survey
UW-Extension
<ul style="list-style-type: none"> • UW- Extension Newsletter • UW-Extension Webpage • Press releases to appropriate news mediums for SWWRPC sponsored meetings.

The Planning Committee will use the following methods as ways for public participation throughout the planning process:

1. *Post agendas and meeting minutes at the Town Hall, the designated posting location prior to meeting.*

Both community planning meetings and SWWRPC facilitated meetings served as the methods for public participation throughout the entire Town of Lima Comprehensive Planning Process. Methods of public participation used to notify the primary audiences are listed above along with any other community members including property owners and persons with a vested or leasehold interest in property allowing the extraction of nonmetallic mineral resources in which the intensity or use of the property may be changed by the comprehensive plan. The success of the public participation plan is measured by the extent to which progress has been made towards the achievement of this plan's goals.

During the implementation phase of the project, the Planning Commission adopts, by majority vote, a resolution that formally recommends the adoption of the comprehensive plan (and any future plan amendments) to the Town Board. CD copies of the recommended and adopted plan will be sent to the clerks of the towns of Clifton, Ellenboro, and Platteville, Grant County, and the Platteville and the Iowa-Grant School District Administrators (Section 66.1001(4)(b), Stats.) In addition, a CD and a paper copy of the plan will be sent to the Wisconsin Department of Administration and to the Public Library serving the jurisdiction. Paper copies will also go to the Planning Commission, Town Board, and Town Clerk.

In order to comply with Act 307 regarding nonmetallic mining, the Town of Lima will also send a copy of the plan, per a written request, to any operator who has applied for or obtained a nonmetallic reclamation permit; a person who has registered a marketable nonmetallic mineral deposit; and any other property owner or leaseholder who has an interest in property allowing the extraction of nonmetallic mineral resources.

Prior to adopting the plan, the Town of Lima Board will hold at least one public hearing to discuss the recommended plan (Section 66.1001(4)(d), Stats.) and provide an opportunity for written comments by the public and respond to such comments through review and discussion at a Town Board meeting. At least 30 days prior to the hearing, a Class 1 notice will be published that contains, at a minimum, the following:

- The date, time and location of the hearing
- A summary of the proposed plan or plan amendment
- The local government staff that can be contacted for additional information
- Where to inspect and how to obtain a copy of the proposal before the hearing

The Town Board, by a majority vote, shall enact the ordinance adopting the recommended plan (Section 66.1001(4)(c), Stats.). The adopted plan and ordinance shall be distributed to the aforementioned parties in Section 66.1001(4)(b), Stats. The plan shall contain all nine elements identified in Section 66.1001(2), Stats. If the Town Board asks the Planning Commission to revise the recommended plan, it is not mandatory that these revisions be sent to the distribution list. However, in the spirit of public participation and intergovernmental cooperation, revisions constituting a substantial change to the recommended plan may be sent to the distribution list.

1.6 COMMUNITY SURVEY

In the fall of 2007, the staff from SWWRPC distributed a countywide survey to all property owners in Grant County. The purpose of the survey was to provide participating planning commissions with community feedback regarding key elements in the comprehensive plan. A total of 16,491 surveys were sent to property owners in Grant County. The University of Wisconsin River Falls (UWRF) Survey Research Center was responsible for tabulating and analyzing the survey responses. (See Issues and Opportunities Chapter Attachments for your jurisdiction's survey results.)

1.7 COMMUNITY PROFILE AND PROJECTION

The following displays the population statistics and projections that were prepared as part of the requirements of the Comprehensive Planning legislation. Other demographic data and statistics, such as employment characteristics, are in their corresponding chapters.

Table 1.1 Population Statistics (Source: DP-1,DP-2. 2000 U.S. Census)

Population	Town of Lima Number	Town of Lima Percent	Grant County Number	Grant County Percent	Wisconsin Number	Wisconsin Percent
Total Population (1970)	667	100.0%	48,398	100.0%	4,417,933	100.0%
Total Population (1980)	750	100.0%	51,736	100.0%	4,705,767	100.0%
Total Population (1990)	717	100.0%	49,264	100.0%	4,891,769	100.0%
Total Population (2000)	721	100.0%	49,597	100.0%	5,363,675	100.0%
SEX AND AGE (2000)						
Male	371	51.5%	25,164	50.7%	2,649,041	49.4
Female	350	48.5%	24,433	49.3%	2,714,634	50.6
Under 10 years	122	17.0%	5,738	11.6%	721,824	13.5%
10 to 19 years	130	18.1%	8,490	17.1%	810,269	15.1%
20 to 34 years	127	17.6%	9,995	20.2%	1,063,460	19.8%
35 to 44 years	117	16.2%	7,096	14.3%	875,522	16.3%
45 to 59 years	132	18.3%	8,533	17.2%	985,048	18.4%
60 to 74 years	71	9.8%	5,918	12.0%	560,306	10.4%
75+ years	22	3.1%	3,827	7.7%	347,246	6.5%
		100%		100%		100%
Median Age (2000)	33.4		35.9		36.0	

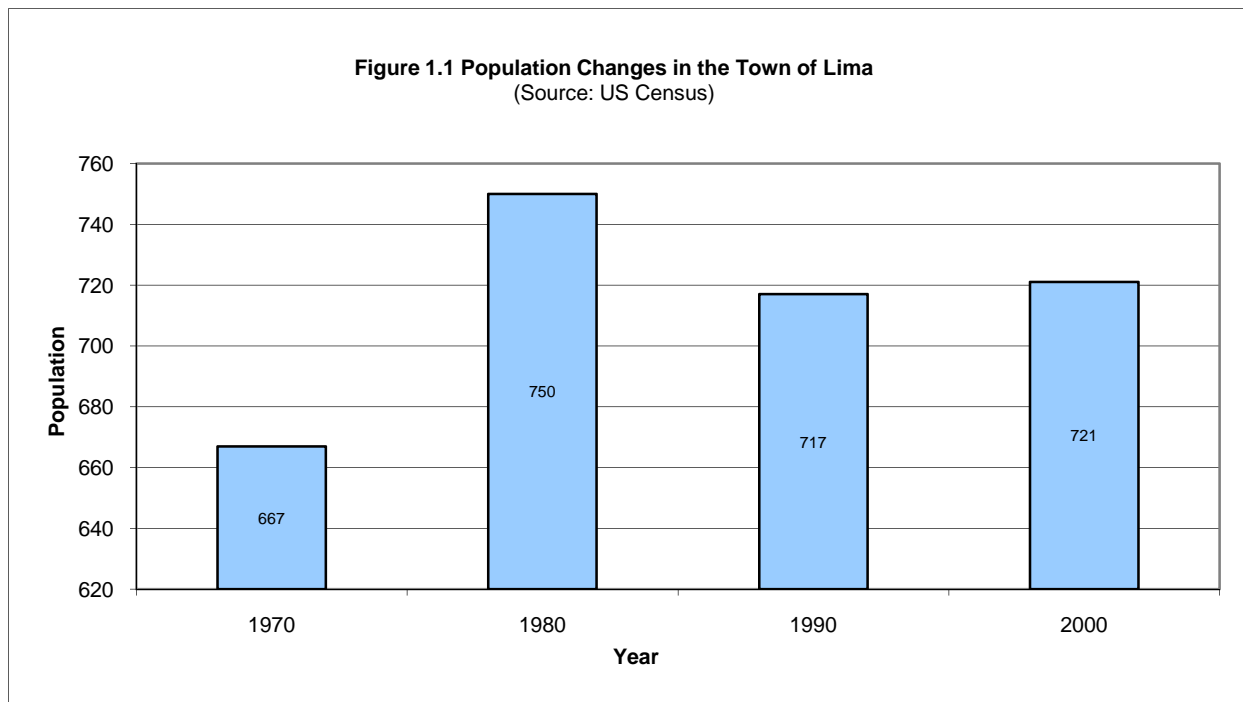


Figure 1.1 shows that the Town of Lima experienced an overall population increase from 1970 to 2000 of 8.1%.

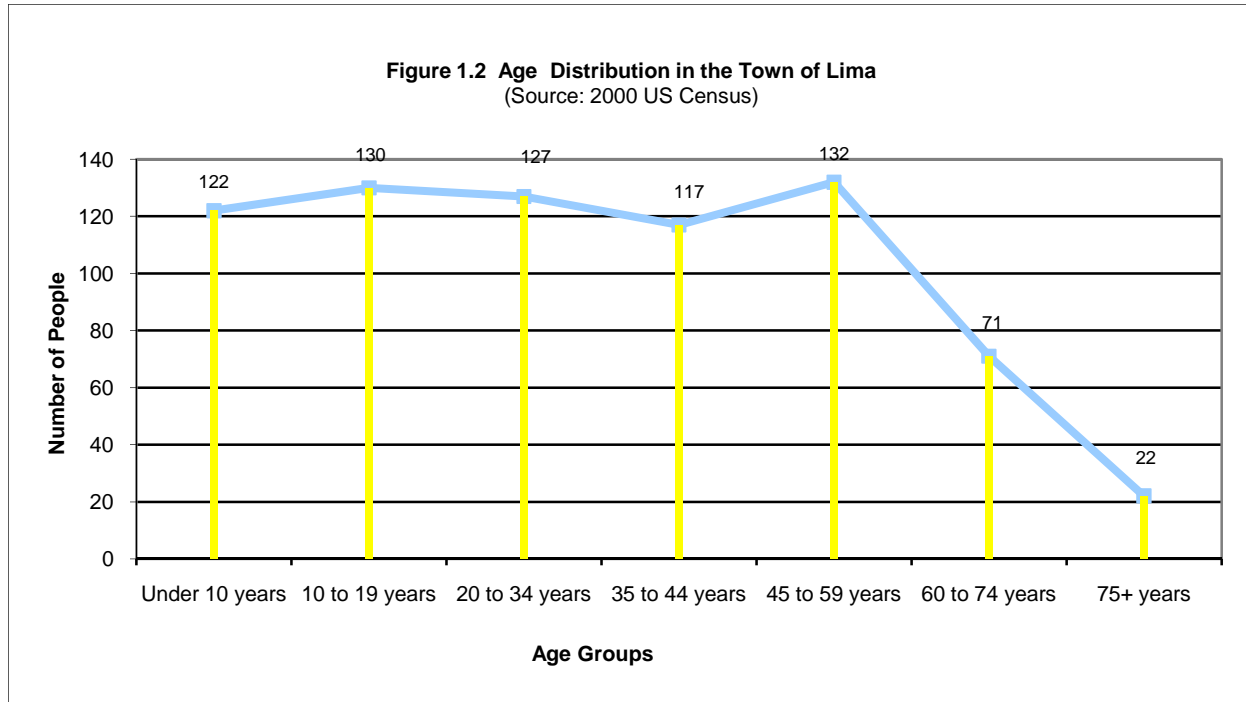


Figure 1.2 shows the population of the Town of Lima by age distribution for the year 2000. The largest group is people ages 45 to 59 (132 people) making up 18.3 % of the population. The second largest age group of 10 to 19 contains 18.1% of the population with 130 people. The town’s median age is 33.4.

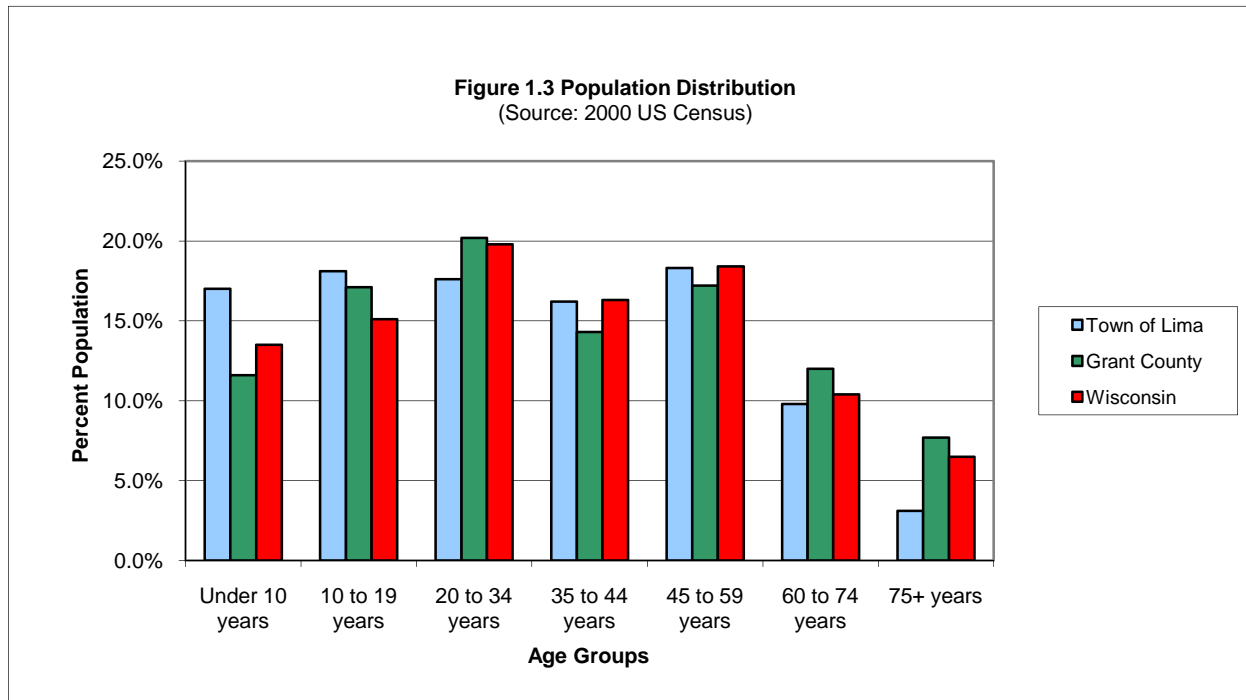


Figure 1.3 compares the population percentage by age group for the Town of Lima, Grant County, and the State of Wisconsin.

Table 1.2 Population Projections (Source: 2007 SWWRPC)

Age Group	2010 Low	2010 High	2020 Low	2020 High	2030 Low	2030 High
Less than 10	116	120	112	119	115	126
10 to 19 Years	131	136	129	137	127	138
20 to 34 Years	129	133	120	128	129	142
35 to 44 Years	94	97	107	114	94	103
45 to 59 Years	167	172	139	148	144	158
60 to 74 Years	70	73	110	118	110	121
75+ Years	21	22	19	20	26	28
Total	729	752	737	784	745	815

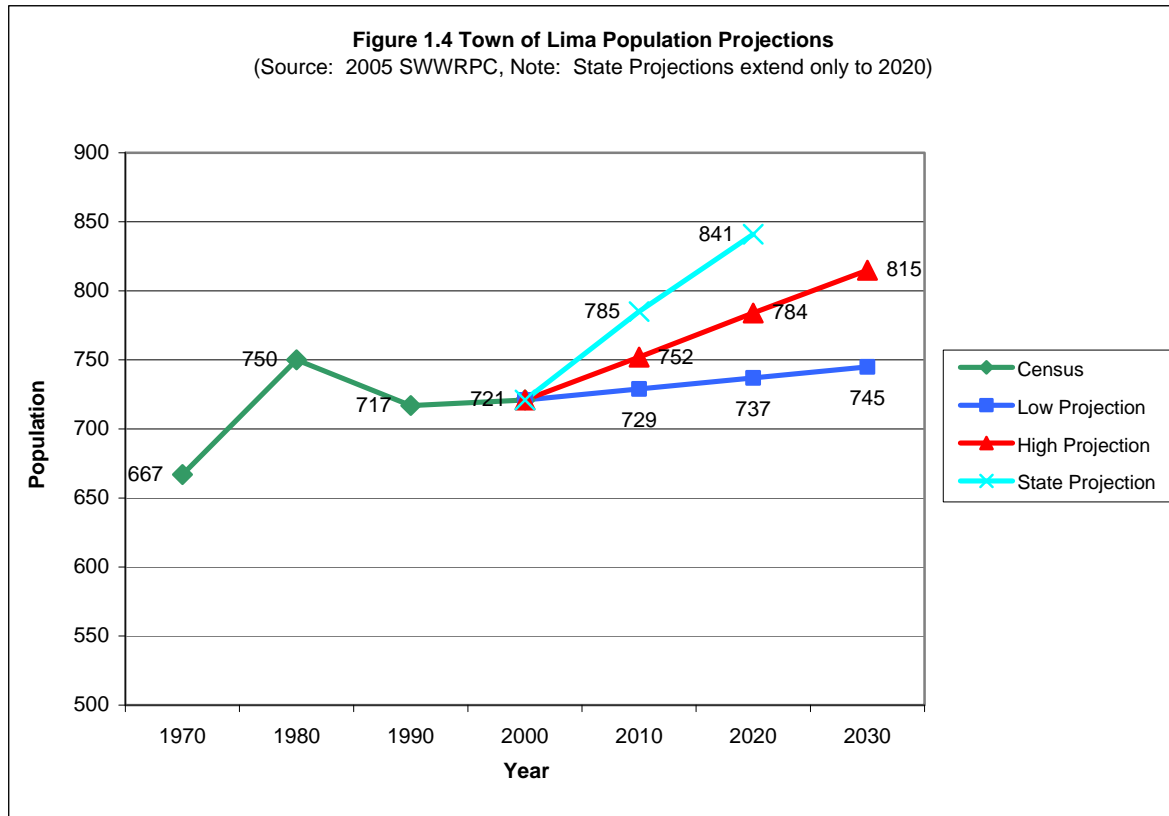


Figure 1.4 shows the projected populations for the years 2010, 2020, and 2030. The red line indicates a future high projection, while the blue line indicates a future low projection. The State projection figure appears higher than the SWWRPC projection: note the scale of the y axis.

Table 1.3 Educational Attainments (Source: DP-1,DP-2. 2000 US Census)

Educational Attainment	Town of Lima Number	Town of Lima Percent	Grant County Number	Grant County Percent	Wisconsin Percent
Less than 9th Grade	27	6.0%	2,346	7.7%	5.4%
9th to 12th No Diploma	30	6.6%	2,713	8.9%	9.6%
HS Grad	199	44.0%	12,255	40.0%	34.6%
Some College	75	16.6%	5,828	19.0%	20.6%
Associate Degree	35	7.7%	2,230	7.3%	7.5%
Bachelor's Degree	64	14.2%	3,332	10.9%	15.3%
Graduate/Prof. Degree	22	4.9%	1,921	6.3%	7.2%
Percent High School Grad or Higher	87.4%		83.5%		85.1%

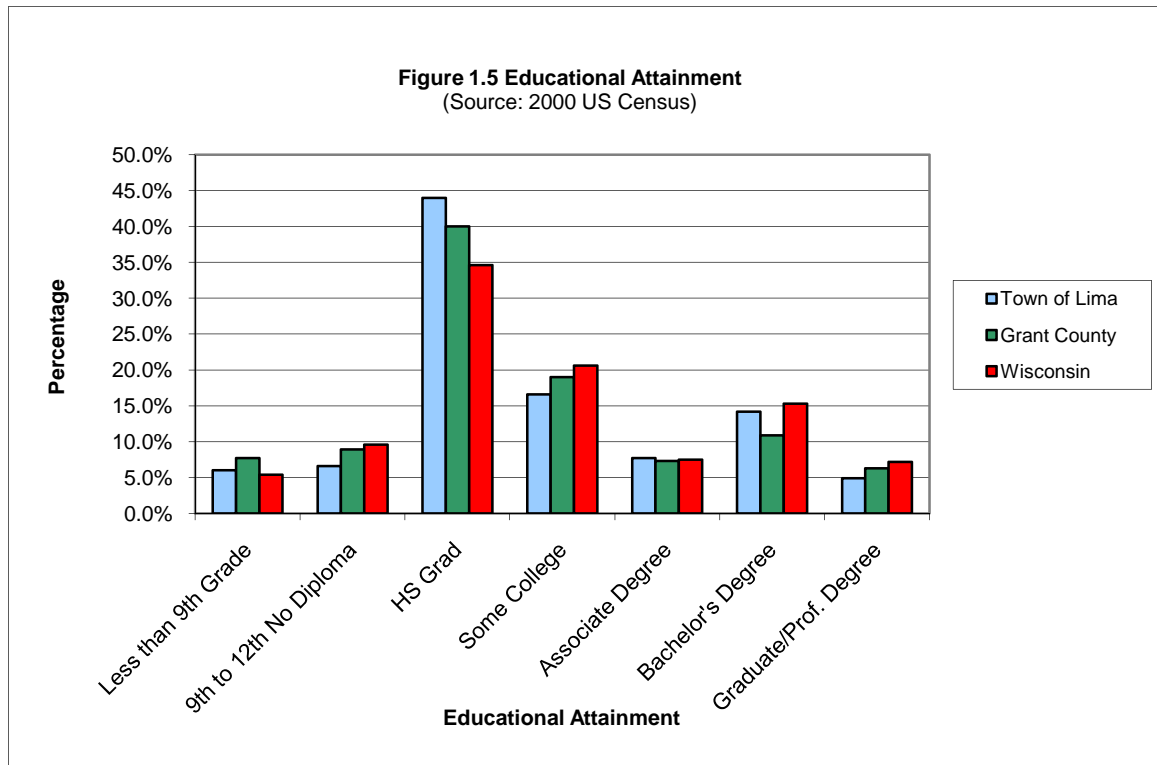


Table 1.4 Occupations (Source: DP-1,DP-2. 2000 US Census)

Occupations	Town of Lima Number	Town of Lima Percent	Grant County Number	Grant County Percent	Wisconsin Number	Wisconsin Percent
Prod, Trans & Mat. Moving	48	11.9%	4,981	19.9%	540,930	19.8%
Const, Extraction & Maint.	30	7.4%	2,294	9.1%	237,086	8.7%
Farm, Fishing & Forestry	16	4.0%	753	3.0%	25,725	0.9%
Sales & Office	77	19.1%	5,524	22.0%	690,360	25.2%
Services	55	13.6%	4,025	16.0%	383,619	14.0%
Mgmt, Prof & Related	178	44.1%	7,511	29.9%	857,205	31.3%
Total	404	100%	25,088	100%	2,734,925	100%

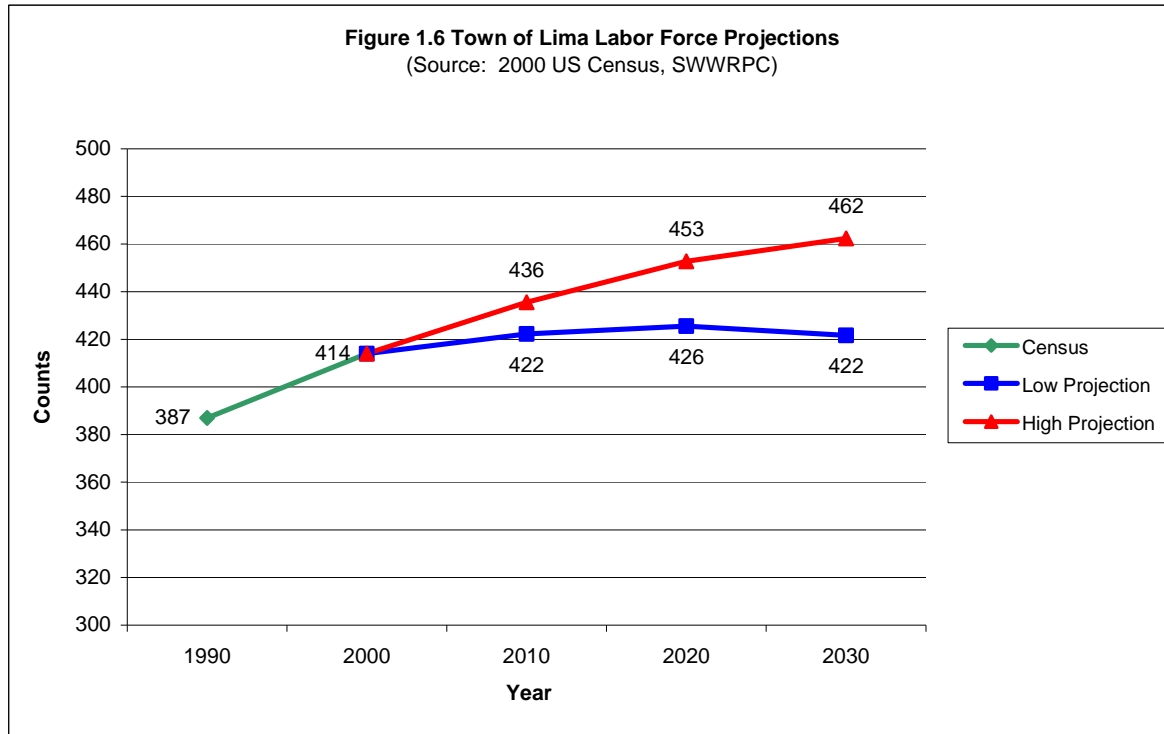


Figure 1.6 shows the projected labor force populations for the years 2010, 2020, and 2030. The red line indicates a high projection, while the blue line indicates the low projection. Labor data was not available for 1980 or 1970.

1.8 ISSUES AND OPPORTUNITIES AGENCIES AND PROGRAMS

At the end of each chapter of this comprehensive plan is a section that lists some of the state and federal agencies and programs that exist to help communities: it is not an exhaustive list. Many of these agencies and programs (a brief program description and contact information is given) can provide expertise or funding to help implement some of the recommendations of this comprehensive plan. Your community should contact the agency of interest to obtain the most up-to-date information. Grants.gov (see below) is one source that could be used to accrue funding for all types of projects.

GRANTS.GOV (www.grants.gov)

Grants.gov allows organizations to electronically find and apply for competitive grant opportunities from all Federal grant-making agencies. Grants.gov is the single access point for over 900 grant programs offered by the 26 Federal grant-making agencies. The U.S. Department of Health and Human Services is the managing partner for Grants.gov.

**ISSUES AND OPPORTUNITIES
CHAPTER ATTACHMENTS**

Town of Lima

During September and October of 2007 a total of 323 questionnaires were sent to households in the Town of Lima. A total of 65 questionnaires were returned for a return rate of 20 percent. This number of returned surveys will provide estimates that expected to be accurate to within plus or minus 10 percent. Residents of Lima have very similar demographics to that of Grant County as a whole. However, there were slightly fewer residents aged 65 and older, while there were slightly more residents aged 45-54 as compared to the county overall. Also, Town of Lima residents reported more often that they were self employed and less often that they were retired than the average Grant County citizen.

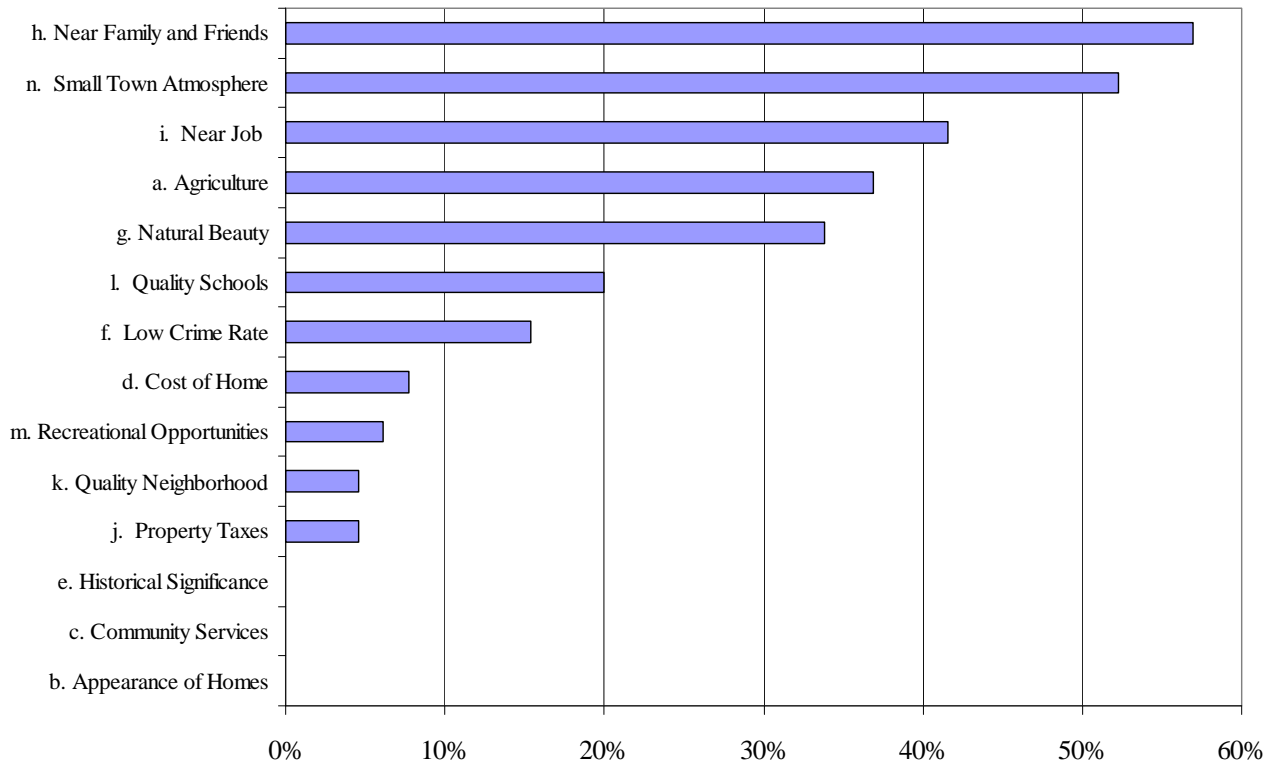
Key results of this survey include:

- Residents of Lima as well as the County had similar interests when choosing a place of residence. Both said that living near family and friends as well as the small town atmosphere were important to them however, residents of Lima were more likely to also consider agriculture and natural beauty in their decision.
- Town residents are generally pleased with the public services and facilities they receive.
- Town of Lima respondents are very concerned with protecting all of their natural resources. This is reflected in the fact that all of the natural and cultural resources were rated as very important or important by more than 75% of all respondents. When compared to the county as a whole, Lima respondents were more likely to rate all resources very important in all cases except historical and cultural sites.
- Respondents from the Town of Lima agree that there is a need for more affordable homes as well as starter homes and to improve existing homes. They are less likely than the County to agree that there is a need for single family homes but agree more strongly that there is a need for starter homes.
- The percentage of Lima residents that favor cluster design development (those that preserve more open space by placing homes on smaller individual lots) is very similar to that of the County as a whole, this is consistent with the high interest in protecting resources.
- Town of Lima respondents agree more strongly than the County that agricultural land should be used strictly for agriculture. They also believe that visual impact should be considered in the development process.
- By nearly a 2 to 1 ratio, Lima residents agree that large scale farms (500+ animal units) should be allowed outside of a 2 mile radius from incorporated areas.
- Much like the County, Town of Lima residents reported that there should be a minimum lot size however; Lima residents were much more likely to prefer a minimum of 11 to 40 or 41+ acres. This could be due to the fact that Town of Lima residents reported that they tend to own more acreage than the average Grant County resident.
- Residents of Lima seem to be quite satisfied with the adequacy of the roads however; they reported dissatisfaction with the bus service, shared ride van services, and railroads. There were mixed responses regarding the importance of walking and biking, yet residents disagreed that there is a need for more walking and biking lanes on public roads.
- Respondents from Lima reported that their preferred methods of receiving information regarding comprehensive planning are through direct mailings and newsletters.
- The Town of Lima and Grant County agree about the importance of most forms of economic development. However; Lima residents were more likely to agree or strongly agree that development should occur in an existing city or village.
- Residents agree that economic development is important and that the jurisdiction should provide land with infrastructure to encourage new businesses, also that developments on the edge of the city should be required to use municipal water and sewer systems.

SUMMARY OF KEY POINTS – QUALITY OF LIFE

- Over half of Lima respondents reported that being near family and friends, and the small town atmosphere is what drew them to the area when choosing a place of residence.
- A second tier of reasons for living in Grant County for Lima residents include being near a job, agricultural opportunities, and the area’s natural beauty.
- It is clear that historical significance, community services, and appearance of homes are of little importance to Lima residents as none of the respondents reported these as reasons for choosing to live in the Town.

Quality of Life Factors



SUMMARY OF KEY POINTS – QUALITY OF LIFE (COUNTY COMPARISON)

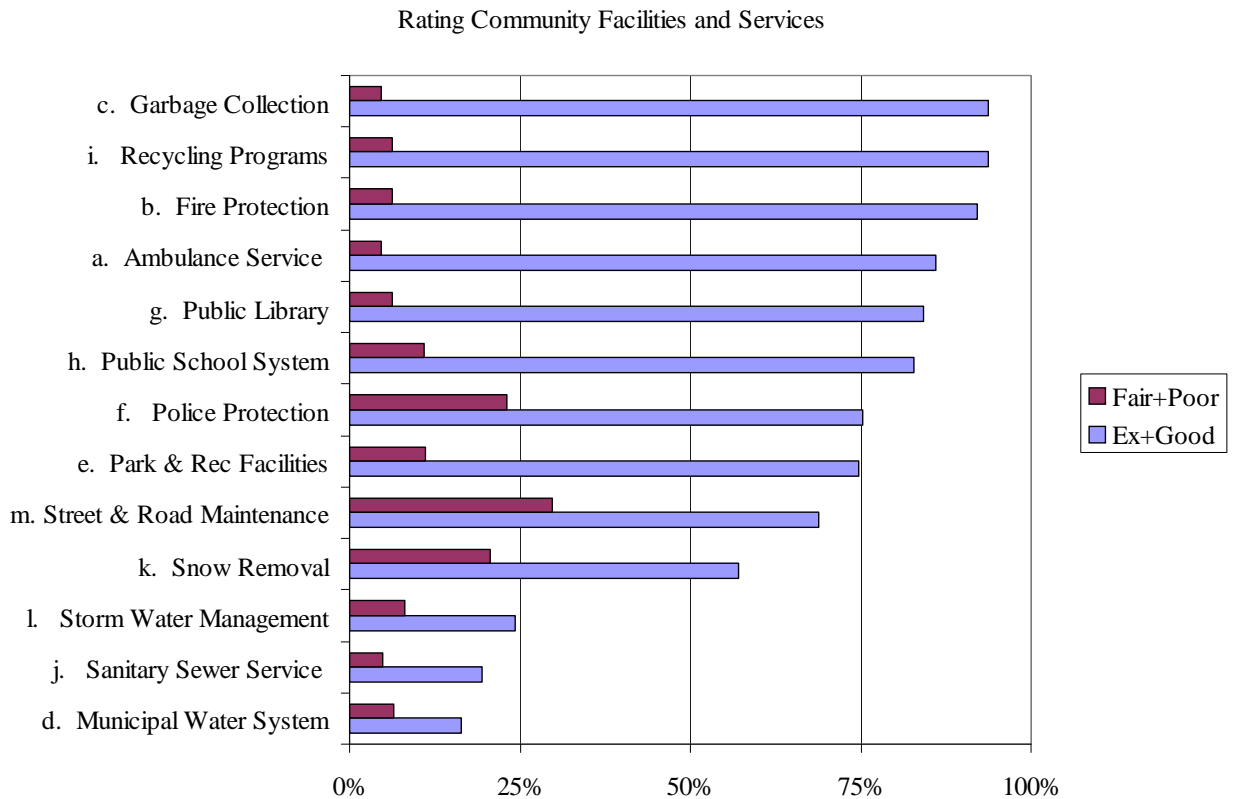
- Town of Lima Residents agree with the average county citizen regarding the importance of choosing a home near family and friends and also the small town atmosphere as being the most important factors in choosing to live in the area.
- When compared to the county as a whole residents of Lima rated natural beauty and agriculture as more important than the average citizen when choosing a place of residence.

1. What are the three most important reasons you and your family choose to live in Grant County?

	Lima	County		Lima	Count y
a. Agriculture	37%	17%	i. Near Job	42%	40%
b. Appearance of Homes	0%	2%	j. Property Taxes	5%	6%
c. Community Services	0%	3%	k. Quality Neighborhood	5%	10%
d. Cost of Home	8%	17%	l. Quality Schools	20%	18%
e. Historical Significance	0%	2%	m. Recreational Opportunities	6%	9%
f. Low Crime Rate	15%	20%	n. Small Town Atmosphere	52%	58%
g. Natural Beauty	34%	24%	o. Other	11%	5%
h. Near Family and Friends	57%	56%			

SUMMARY OF KEY POINTS – COMMUNITY FACILITIES AND SERVICES

- Town of Lima residents show a great deal of satisfaction with the facilities and services that are provided. Over two-thirds of all respondents rated garbage collection, recycling programs, fire protection, ambulance services, the public library, public school system, police protection, park and recreation facilities, and street and road maintenance as excellent or good.
- There were a large number of not applicable responses regarding storm water management, sanitary sewer service, and municipal water systems which is probably due to the fact that these services are not provide to Town residents. However, of those who did respond they rated these services excellent or good more often than fair or poor.
- Substantial minorities (about 25 percent) rated police protection and street and road maintenance as only fair or poor.



SUMMARY OF KEY POINTS – COMMUNITY FACILITIES AND SERVICES (COUNTY COMPARISON)

- Residents of the Town of Lima rated garbage collection, and the recycling programs excellent or good more frequently than the average county citizen.

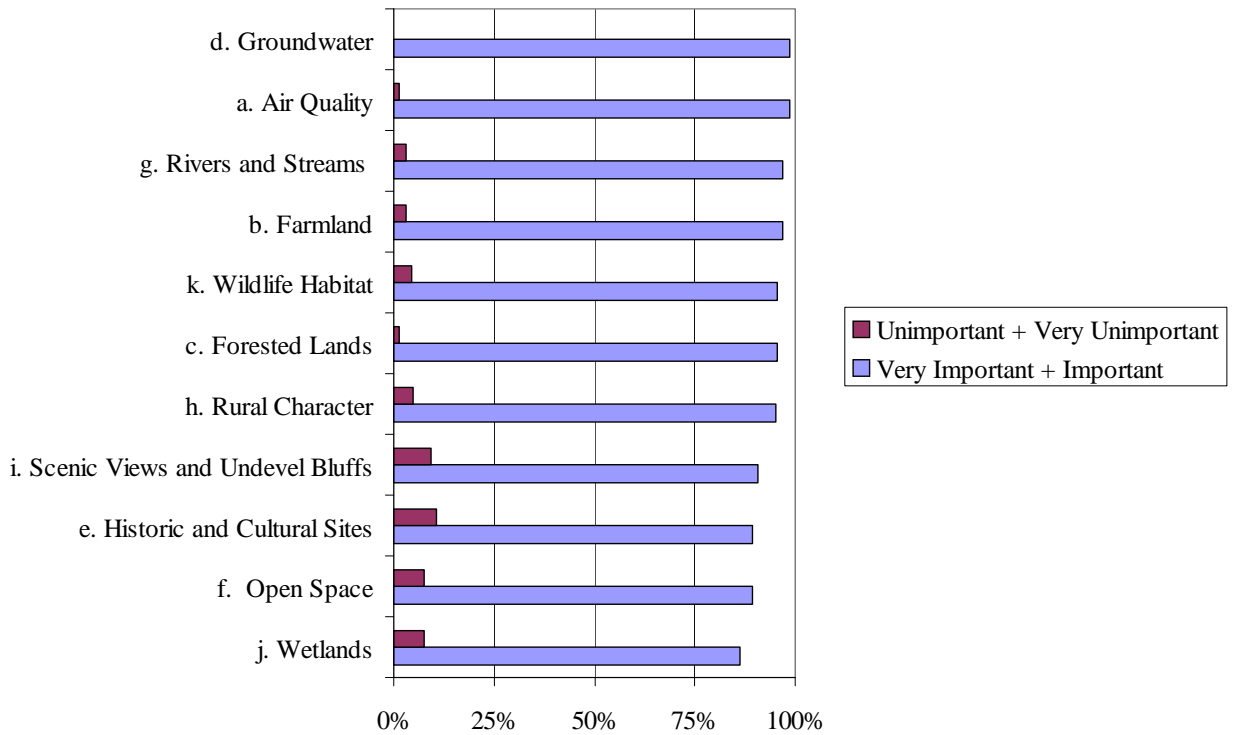
2. Rate the following local services

	Excellent		Good		Fair		Poor		Not Applicable	
	Lima	Cnty	Lima	Cnty	Lima	Cnty	Lima	Cnty	Lima	Cnty
a. Ambulance Service	44%	54%	42%	35%	5%	6%	0%	0%	9%	5%
b. Fire Protection	43%	54%	49%	39%	6%	4%	0%	0%	2%	3%
c. Garbage Collection	50%	39%	44%	39%	5%	9%	0%	2%	2%	11%
d. Municipal Water System	5%	23%	11%	38%	7%	10%	0%	2%	77%	26%
e. Park & Rec Facilities	17%	30%	57%	47%	11%	13%	0%	2%	14%	7%
f. Police Protection	20%	27%	55%	45%	20%	20%	3%	4%	2%	4%
g. Public Library	27%	33%	57%	46%	5%	11%	2%	2%	10%	8%
h. Public School System	30%	30%	53%	49%	8%	13%	3%	2%	6%	6%
i. Recycling Programs	38%	31%	56%	51%	6%	12%	0%	2%	0%	3%
j. Sanitary Sewer Service	5%	25%	15%	42%	5%	8%	0%	1%	76%	24%
k. Snow Removal	19%	27%	38%	47%	17%	17%	3%	2%	22%	7%
l. Storm Water Management	5%	16%	19%	43%	5%	16%	3%	3%	68%	22%
m. Street & Road Maintenance	14%	16%	55%	46%	27%	28%	3%	8%	2%	2%

SUMMARY OF KEY POINTS – NATURAL AND CULTURAL RESOURCES

- Residents of Lima seem to be very concerned with the importance of protecting their natural and cultural resources. Over 90% of all respondents stated that groundwater, air quality, rivers and streams, farmland, wildlife habitat, forested lands, rural character, and scenic views and undeveloped bluffs, were very important or important.
- Of the resources that we asked about all were rated very important or important by over 75% of the Town of Lima respondents.

Importance of Protecting Natural & Cultural Resources



SUMMARY OF KEY POINTS – NATURAL AND CULTURAL RESOURCES (COUNTY COMPARISON)

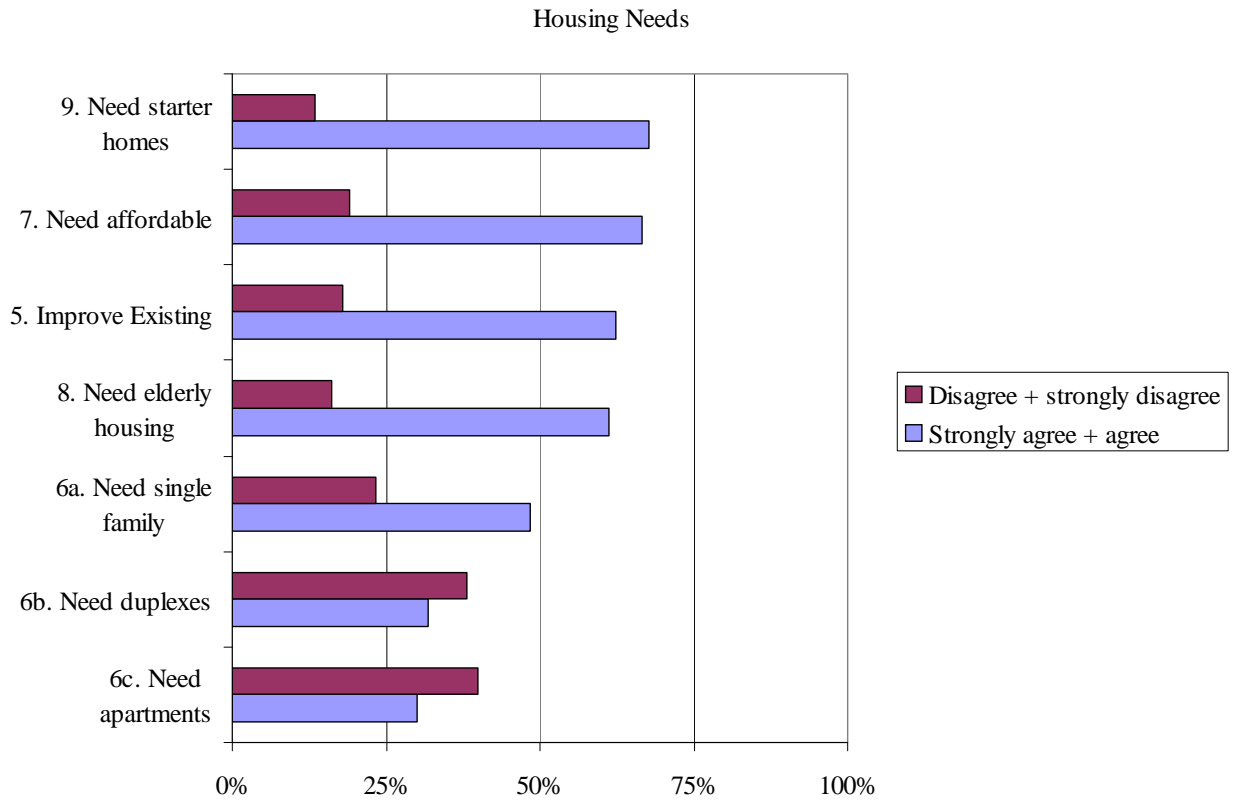
- When compared to the county as a whole, Town of Lima residents agree that all of the natural and cultural resources are important to protect, however, respondents from the Town were more likely than the average citizen to rate the resources very important in all cases except historical and cultural sites.

4. It is important to protect the following:

	Very Important		Important		Unimportant		Very Unimportant		Not Applicable	
	Lima	Cnty	Lima	Cnty	Lima	Cnty	Lima	Cnty	Lima	Cnty
a. Air Quality	78%	68%	20%	29%	2%	2%	0%	1%	0%	1%
b. Farmland	78%	59%	18%	37%	3%	3%	0%	1%	0%	1%
c. Forested Lands	75%	54%	20%	40%	2%	3%	0%	1%	3%	2%
d. Groundwater	88%	73%	11%	25%	0%	1%	0%	0%	2%	0%
e. Historic and Cultural Sites	28%	27%	62%	57%	11%	13%	0%	1%	0%	2%
f. Open Space	51%	34%	38%	53%	8%	10%	0%	1%	3%	2%
g. Rivers and Streams	80%	64%	17%	34%	3%	2%	0%	0%	0%	0%
h. Rural Character	67%	39%	28%	47%	3%	12%	2%	1%	0%	2%
i. Scenic Views & Undeveloped Bluffs	63%	46%	28%	42%	8%	9%	2%	2%	0%	1%
j. Wetlands	55%	40%	31%	41%	8%	12%	0%	2%	6%	4%
k. Wildlife Habitat	58%	47%	37%	43%	5%	7%	0%	1%	0%	2%

SUMMARY OF KEY POINTS – HOUSING

- Over 50 percent of all Lima respondents agree that there is a need for starter homes, affordable housing, improvement of existing housing, and elderly housing units.
- There seems to be mixed feelings regarding the need for additional single family homes, duplexes and apartment buildings. However, the more residents disagree than agree that there is a need for multi-family dwellings in the Town of Lima.



SUMMARY OF KEY POINTS – HOUSING (COUNTY COMPARISON)

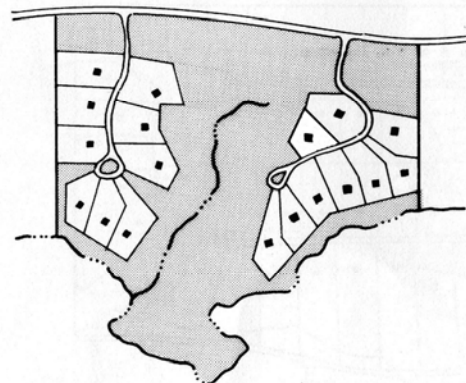
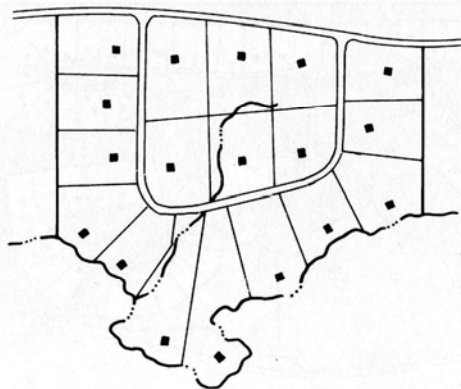
- Respondents from Lima are less likely than the average citizen to agree that there is a need for more single family homes.
- Town of Lima residents agree more strongly than the County as a whole that there is a need for starter homes in their Town.

	Strongly Agree		Agree		Disagree		Strongly Disagree		No Opinion	
	Lima	Cnty	Lima	Cnty	Lima	Cnty	Lima	Cnty	Lima	Cnty
5. Improve existing housing quality.	23%	24%	39%	44%	16%	16%	2%	3%	20%	13%
6. Need following housing types:										
a. Single Family Housing	15%	19%	33%	40%	18%	15%	5%	5%	28%	21%
b. Duplexes (2 units)	5%	8%	27%	33%	29%	25%	10%	9%	30%	25%
c. Apartments (3 or more units)	3%	7%	27%	24%	32%	31%	8%	12%	30%	26%
7. Need affordable housing	24%	31%	43%	36%	13%	14%	6%	6%	14%	13%
8. Need elderly housing	16%	20%	45%	43%	13%	19%	3%	4%	23%	14%
9. Need starter homes	20%	19%	47%	37%	12%	23%	2%	4%	19%	16%

- Like the County as a whole, Town respondents agree that cluster development design (smaller lots with larger amounts of commonly-owned green space) are preferred to traditional development designs (larger individual lots with no commonly-owned green space). This is consistent with Town of Lima resident’s very high interest in protecting natural resources.

10. Would you prefer housing built in a traditional design (Option A) or a cluster design (Option B)?

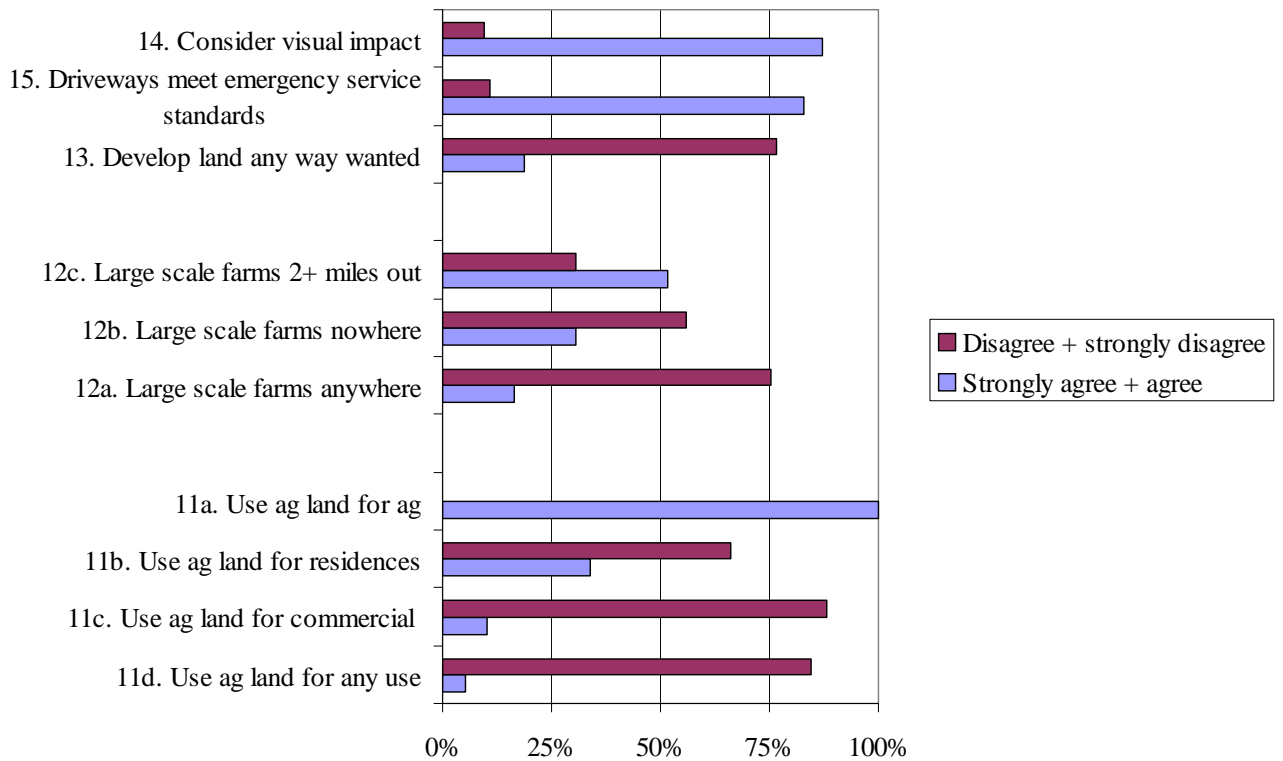
OPTION A Traditional Design		OPTION B Cluster Design	
Lima	County	Lima	County
40%	39%	60%	61%



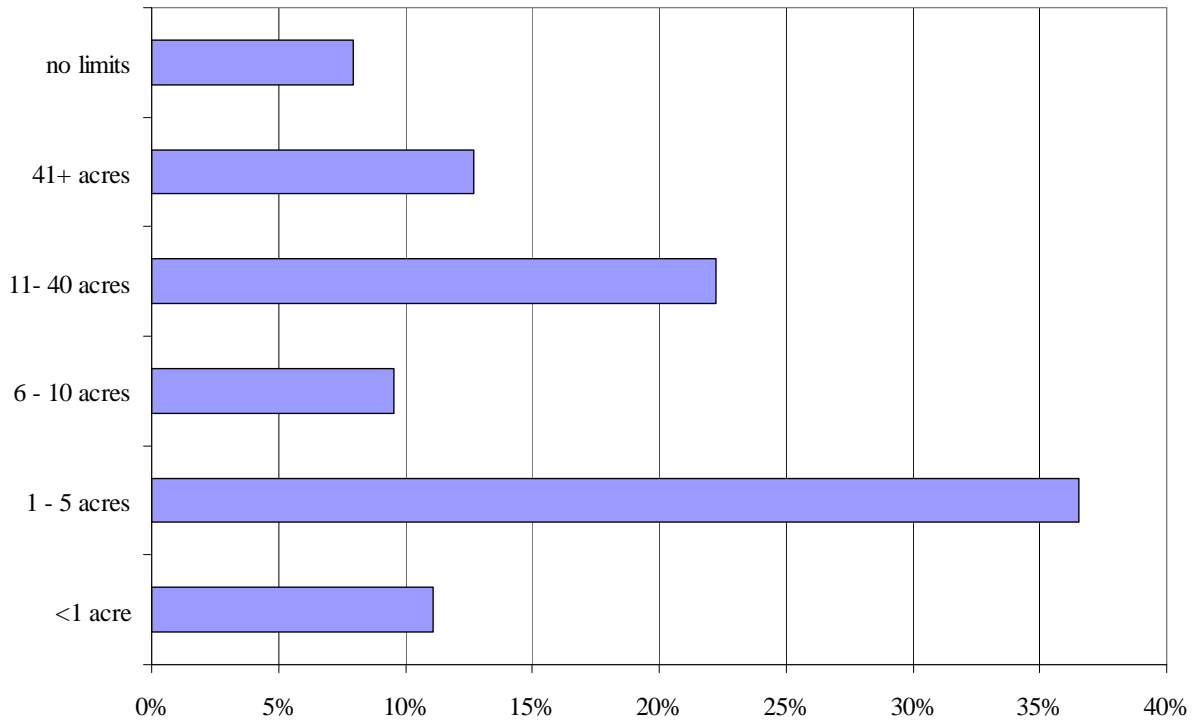
SUMMARY OF KEY POINTS – AGRICULTURE AND LAND USE

- Again expressing their interest in protecting natural and cultural resources, over 75% of Lima residents agree that visual impact should be considered when evaluating development proposals. They also agree that driveways need to meet emergency service standards that are provided.
- Town of Lima respondents strongly disagree that land owners should be able to develop their properties in any way they want. This belief is also reflected in the fact that 100% of respondents reported that they believe agricultural land should be used strictly for agriculture purposes and no other use.
- By almost a 2 to 1 ratio Town of Lima residents disagree that these large scale farms should not be allowed anywhere in Grant County but they agreed by almost the same percentage that they should be allowed outside a 2 mile radius of incorporated areas.
- The majority of Town of Lima respondents reported that they own between 11-100 acres, and nearly 50% of them feel that the minimum lot size should be less than 5 acres. This is consistent with the resident’s high interest in protecting open space.

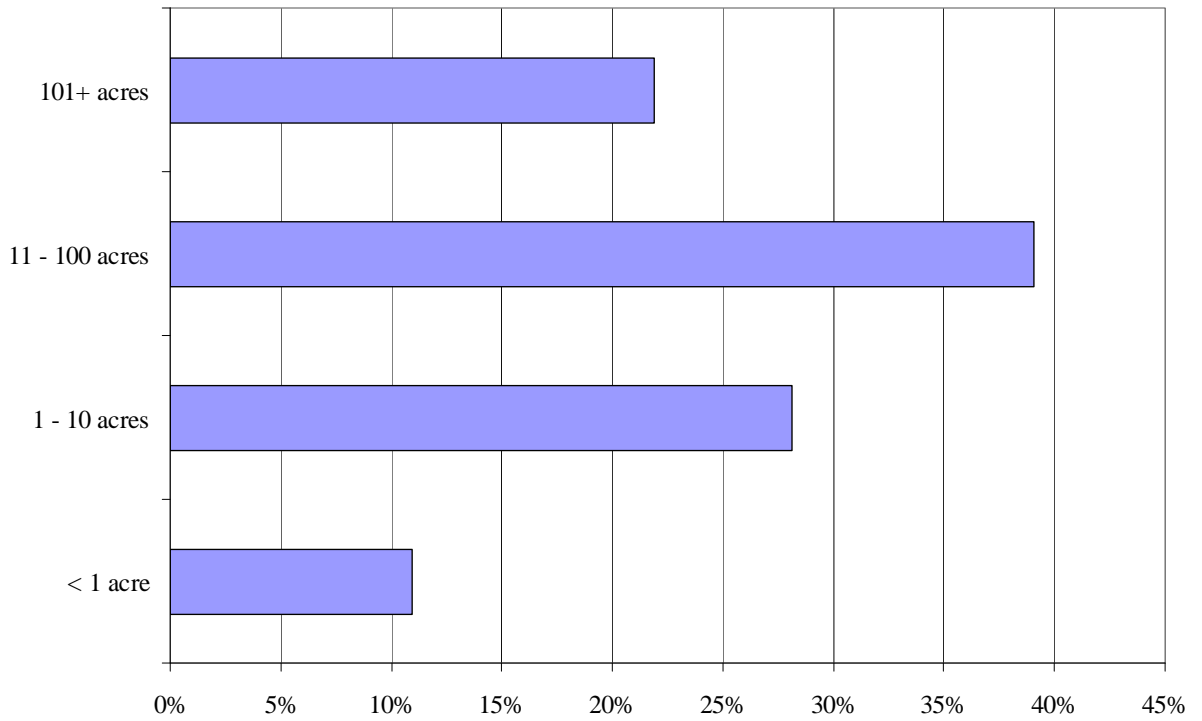
Land Use Opinions



Preferred Minimum Lot Size



Acres Owned in Grant County



SUMMARY OF KEY POINTS – AGRICULTURE AND LAND USE (COUNTY COMPARISON)

- Lima and County residents agree that agricultural land should be used for agriculture rather than being developed for residential or commercial purposes. However, Town of Lima residents agreed more strongly, than the County as whole, that agricultural land should be used strictly for agriculture. They also agree that large scale (500+ animal units) should be allowed to develop outside of a two mile radius from incorporated areas, and that visual impacts should be considered during this process.
- Town of Lima respondents disagree more frequently than the average County resident that agricultural land should be used for commercial development, and that large scale farms should be allowed to develop anywhere in Grant county.
- Lima residents as well as the average Grant County citizen agree that there should be a minimum lot size requirement. When compared to the County as a whole Lima residents are less likely to prefer 1 to 5 acre lot sizes and much more likely to prefer 11 to 40 or 41+ acres. This could be due to the fact that Town of Lima residents are more likely to own larger lots than the average Grant County citizen.
- Respondents were more likely to be currently farming their land, and also reported a greater likelihood that their land would still be farmed in 16 to 20 than the County as a whole.

	Strongly Agree		Agree		Disagree		Strongly Disagree		No Opinion		
	Lima	Cnty	Lima	Cnty	Lima	Cnty	Lima	Cnty	Lima	Cnty	
11a. Use ag land for ag	92%	76%	8%	21%	0%	1%	0%	0%	0%	0%	2%
11b. Use ag land for residences	3%	4%	31%	28%	37%	44%	29%	17%	0%	0%	7%
11c. Use ag land for commercial	2%	3%	8%	19%	47%	45%	41%	26%	2%	2%	7%
11d. Use ag land for any use	3%	4%	2%	8%	29%	40%	55%	36%	10%	10%	12%
12. Expand lg farms (500+ an. units):											
a. Anywhere in Grant County	3%	9%	13%	17%	46%	42%	30%	23%	8%	8%	8%
b. Nowhere in Grant County	15%	12%	15%	14%	37%	44%	19%	19%	14%	14%	12%
c. 2 miles outside inc areas	13%	23%	39%	39%	24%	17%	6%	9%	18%	18%	12%
13. Develop land any way wanted	11%	11%	8%	17%	58%	52%	19%	18%	5%	5%	2%
14. Consider visual impacts of devel	25%	28%	62%	57%	10%	9%	0%	2%	3%	3%	5%
15. Driveways meet EMS standards	36%	38%	47%	52%	11%	6%	0%	0%	6%	6%	4%

16. There should be a minimum lot size on residential development in rural areas.

Strongly Agree		Agree		Disagree		Strongly Disagree		No Opinion	
Lima	Cnty	Lima	Cnty	Lima	Cnty	Lima	Cnty	Lima	Cnty
36%	24%	45%	48%	16%	16%	2%	5%	2%	8%

17. In your opinion, what should the minimum lot size be for rural residential development?

Less than 1 acre		1 to 5 acres		6 to 10 acres		11 to 40 acres		41 or more acres		No Limitation	
Lima	Cnty	Lima	Cnty	Lima	Cnty	Lima	Cnty	Lima	Cnty	Lima	Cnty
11%	19%	37%	49%	10%	13%	22%	5%	13%	4%	8%	11%

18. How many acres of land do you own in Grant County?

Less Than 1 acre		1-10 acres		11-100 acres		101 acres or more	
Lima	Cnty	Lima	Cnty	Lima	Cnty	Lima	Cnty
11%	60%	28%	17%	39%	10%	22%	13%

19. Do you actively farm the land you own?

Yes		No		Not Applicable	
Lima	Cnty	Lima	Cnty	Lima	Cnty
43%	14%	49%	55%	8%	31%

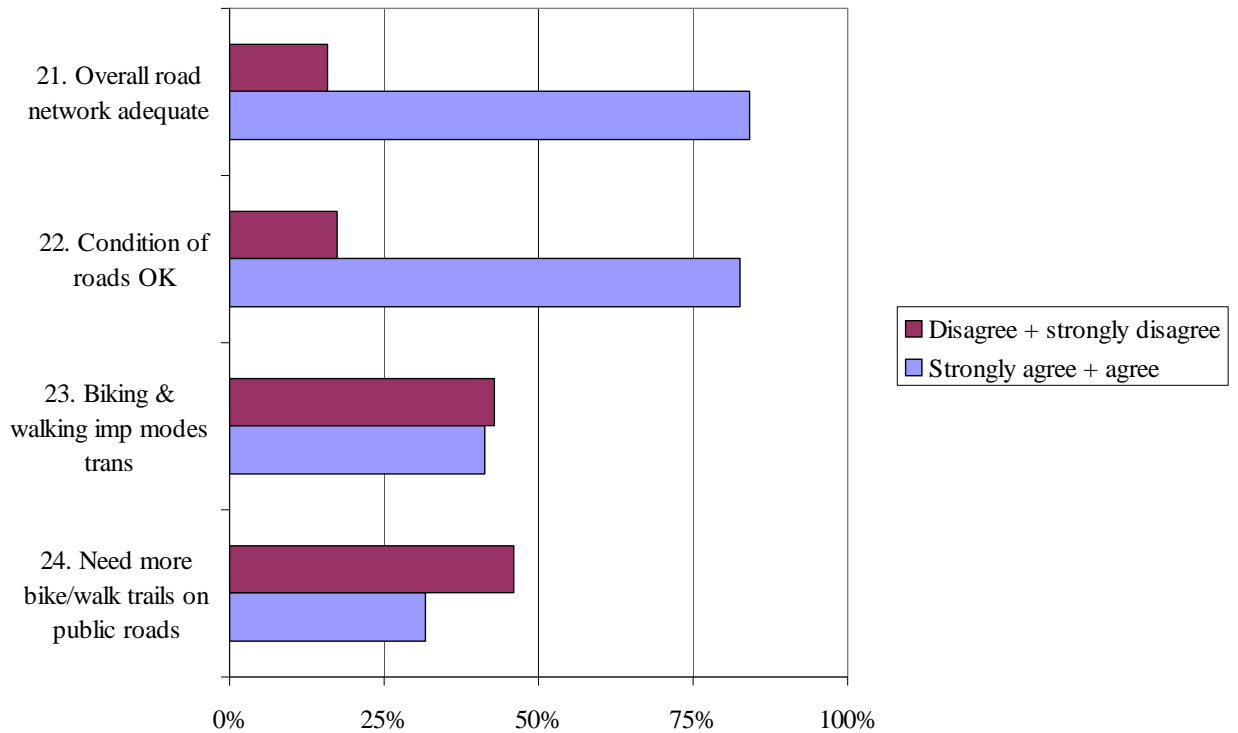
20. Do you think your land will be actively farmed (by you or someone else) in the next:

0-5 years		6-10 years		11-15 years		16-20 years		Not Applicable	
Lima	Cnty	Lima	Cnty	Lima	Cnty	Lima	Cnty	Lima	Cnty
8%	10%	9%	6%	9%	6%	34%	13%	39%	74%

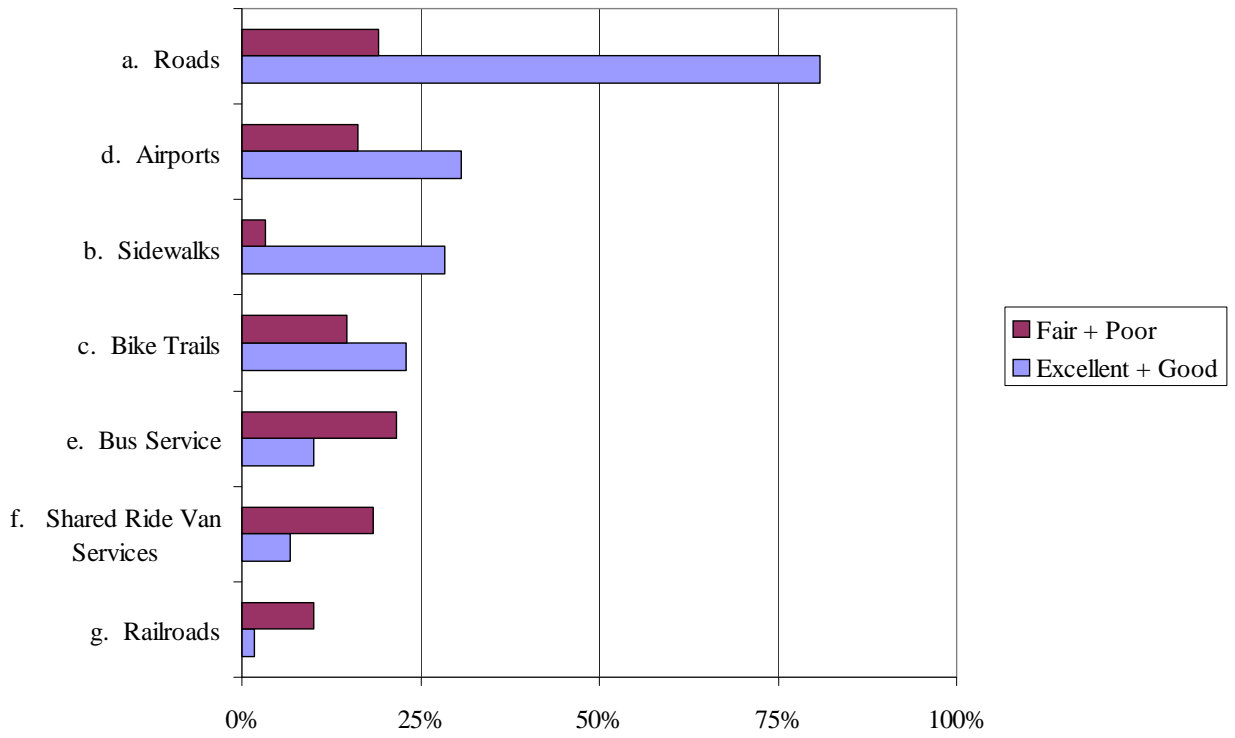
SUMMARY OF KEY POINTS – TRANSPORTATION

- Lima residents agree that the overall road network and the condition of the roads are adequate for their intended purpose.
- While it seems there are mixed feeling regarding the importance of walking and biking as modes of transportation, respondents were more likely to disagree that there is a need for more walking and biking lanes on public roadways.
- The majority of Lima residents reported that they are satisfied with the roads, while a smaller percentage of the residents are satisfied with airports, sidewalks, and bike trails. Residents reported dissatisfaction with the bus service, shared ride van services, and railroads.

Transportation Opinions



Transportation Quality in Local Jurisdiction



SUMMARY OF KEY POINTS – TRANSPORTATION (COUNTY COMPARISON)

- Town of Lima residents had very similar views to those of the County regarding road networks and conditions, however, they were less likely to strongly agree or agree that walking and biking are important modes of transportation and that there is a need for more walking and biking lanes on public roads than the average Grant County citizen.
- There were large percentages of not applicable responses in both the Town of Lima and the County regarding the different modes of transportation other than roadways in Grant County. As a result, comparisons may have little meaning.

21-24. Transportation issues

	Strongly Agree		Agree		Disagree		Strongly Disagree		No Opinion	
	Lima	Cnty	Lima	Cnty	Lima	Cnty	Lima	Cnty	Lima	Cnty
21. Road network meets needs	14%	14%	70%	74%	13%	9%	3%	2%	0%	1%
22. Condition of roads adequate	16%	11%	67%	64%	13%	20%	5%	3%	0%	1%
23. Biking & walking imp modes trans	8%	18%	33%	44%	33%	22%	10%	5%	16%	11%
24. Need more bike & walk lanes on pub roads	11%	24%	21%	34%	32%	23%	14%	9%	22%	10%

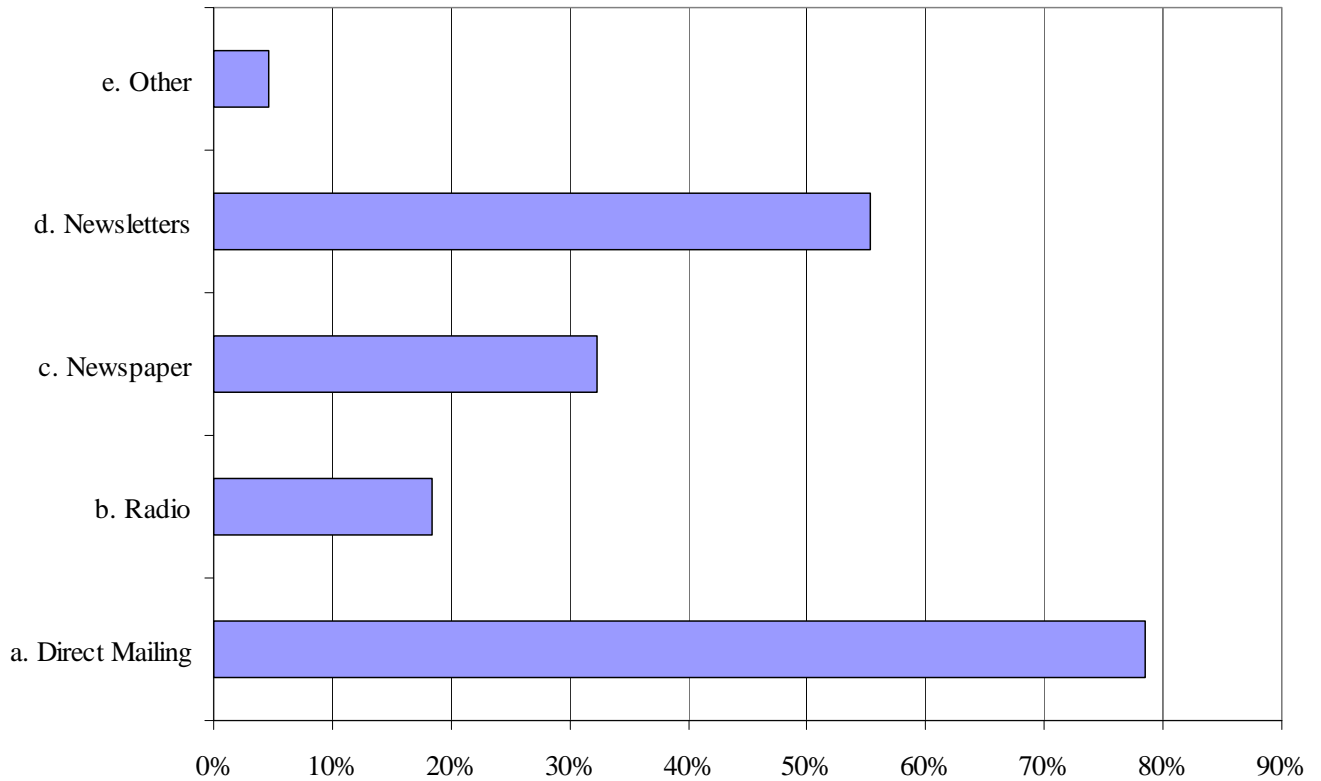
25. Rate the following for your local jurisdiction

	Excellent		Good		Fair		Poor		Not Applicable	
	Lima	Cnty	Lima	Cnty	Lima	Cnty	Lima	Cnty	Lima	Cnty
a. Roads	17%	12%	63%	59%	14%	22%	5%	6%	0%	0%
b. Sidewalks	3%	6%	25%	39%	3%	28%	0%	6%	68%	22%
c. Bike Trails	3%	3%	20%	17%	10%	19%	5%	16%	62%	44%
d. Airports	5%	6%	26%	30%	13%	16%	3%	4%	53%	43%
e. Bus Service	0%	1%	10%	4%	8%	3%	13%	20%	68%	72%
f. Shared Ride Van Services	0%	0%	7%	9%	7%	11%	12%	16%	75%	64%
g. Railroads	0%	2%	2%	11%	2%	10%	8%	13%	88%	64%
h. Other	0%	3%	0%	9%	0%	1%	8%	12%	92%	75%

SUMMARY OF KEY POINTS - COMMUNICATION

- Residents of the Town of Lima reported that their most preferred way to receive information regarding comprehensive planning is through direct mailings. Newsletters were also considered acceptable by many. Radio was the least preferred means of communication.

Communication Preferences for Comp Plan Info



SUMMARY OF KEY POINTS – COMMUNICATIONS (COUNTY COMPARISON)

- Town of Lima residents as well as Grant County citizens share a common interest in receiving information about comprehensive planning through direct mailings or newsletters.

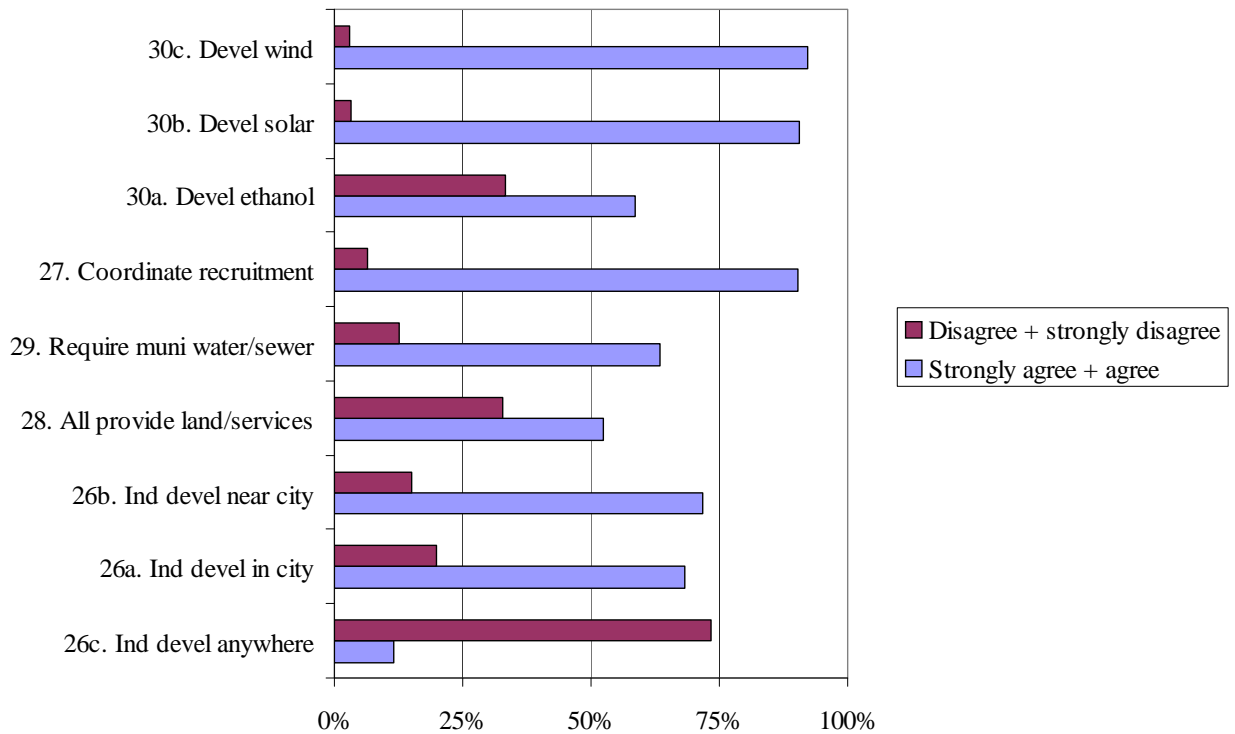
3. What are 2 most effective ways your jurisdiction could provide Comprehensive Planning information to landowners and residents?

	Lima	Cnty
a. Direct Mailing	78%	70%
b. Radio	18%	21%
c. Newspaper	32%	44%
d. Newsletters	55%	56%
e. Other	5%	4%

SUMMARY OF KEY POINTS – ECONOMIC DEVELOPMENT

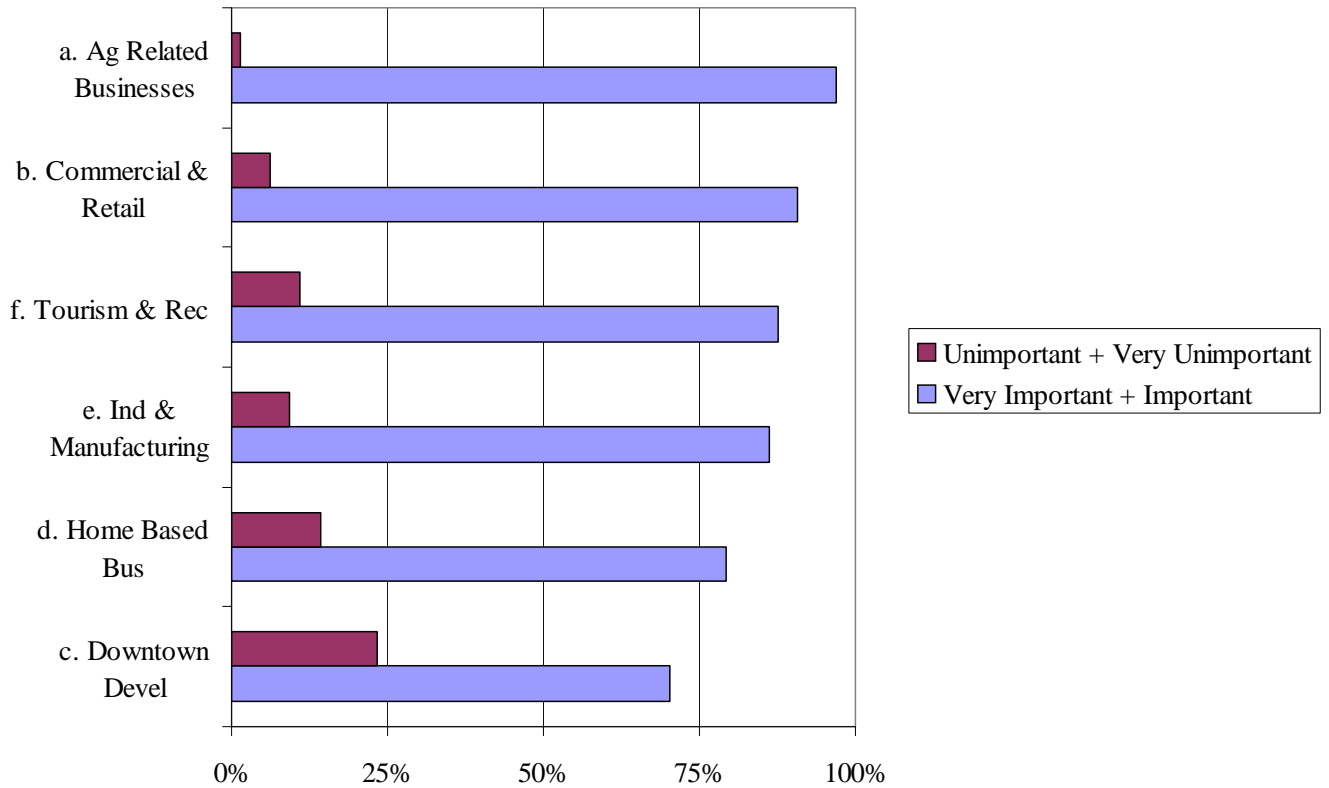
- Over 90 percent of the Town of Lima residents agree that wind and solar energy are important forms of economic development for Grant County. There are slightly fewer residents who agree that the development of ethanol is important, and over 30% disagree that it is an important form of economic development.
- Respondents from the Town agree that there should be coordination in the recruitment of new businesses and industry. They agree that development should occur in or near the city, but strongly disagree that it should be allowed to occur anywhere.
- Over half of Town of Lima respondents reported that they feel jurisdictions should provide land with infrastructure (water, sewer, access, etc.) for industrial or commercial use, and they also agreed that developments on the edge of cities or villages should be required to use municipal water and sewer systems.

Economic Development Opinions



- Town of Lima residents are quite interested in the economic development of Grant County. Over 75% of respondents reported that agriculturally-related business, commercial and retail, tourism and recreation, industrial and manufacturing, and home based businesses were very important or important to Grant County.

Importance of Business Development



SUMMARY OF KEY POINTS – ECONOMIC DEVELOPMENT (COUNTY COMPARISON)

- Town of Lima residents and Grant County citizens agree that economic development is important however, Lima residents are more likely to strongly agree or agree that development should occur in an existing city or village, and they are also more likely to disagree or strongly disagree that it should occur anywhere in Grant County.

	Strongly Agree		Agree		Disagree		Strongly Disagree		No Opinion	
	Lima	Cnty	Lima	Cnty	Lima	Cnty	Lima	Cnty	Lima	Cnty
26. Commercial or industrial buildings and activities involving truck traffic and manufacturing should be located:										
a. In an existing city or a village	22%	14%	47%	39%	17%	28%	3%	7%	12%	12%
b. Near a city or village	13%	16%	58%	63%	13%	8%	2%	3%	13%	10%
c. Anywhere in Grant County	0%	7%	12%	19%	52%	38%	22%	20%	15%	16%
27. Coordinate business recruitment	42%	53%	48%	40%	5%	2%	2%	2%	3%	3%
28. Provide land & infrastructure for industry/commerce	10%	16%	43%	43%	23%	19%	10%	7%	15%	15%
29. Required muni water & sewer	21%	26%	43%	45%	11%	11%	2%	4%	24%	14%

- Respondents from Lima have very similar interests in the development of energy alternatives to that of the average Grant County citizen.

30. Grant County jurisdictions should pursue the following energy alternatives as a form of economic development:

	Strongly Agree		Agree		Disagree		Strongly Disagree		No Opinion	
	Lima	Cnty	Lima	Cnty	Lima	Cnty	Lima	Cnty	Lima	Cnty
a. Ethanol Plants	21%	22%	38%	33%	21%	23%	13%	9%	8%	13%
b. Solar Energy	44%	39%	47%	45%	2%	5%	2%	1%	6%	10%
c. Wind Energy	51%	48%	42%	43%	2%	2%	2%	2%	5%	6%
d. Other	29%	28%	7%	8%	0%	0%	0%	0%	64%	63%

- Both Grant County and the Town of Lima agree that agriculturally-related business, commercial and retail, industry and manufacturing, and tourism and recreation are important to Grant County. However, Town of Lima residents were more likely to say that agriculture related businesses are “very important” as opposed to “important.” They were also more likely than the average Grant County citizen to say that home based business is important for the County.

31. Rate the importance of the following:

	Very Important		Important		Unimportant		Very Unimportant		Not Applicable	
	Lima	Cnty	Lima	Cnty	Lima	Cnty	Lima	Cnty	Lima	Cnty
a. Ag Related Business	68%	59%	29%	38%	2%	2%	0%	0%	2%	1%
b. Commercial & Retail	33%	33%	58%	59%	6%	7%	0%	1%	3%	1%
c. Downtown Devel	17%	31%	53%	52%	19%	11%	5%	2%	6%	4%
d. Home-Based Bus	13%	17%	67%	54%	13%	22%	2%	3%	6%	4%
e. Ind & Manufacturing	31%	40%	55%	50%	8%	8%	2%	1%	5%	1%
f. Tourism & Rec	34%	36%	53%	55%	6%	7%	5%	1%	2%	1%

SUMMARY OF KEY POINTS – DEMOGRAPHICS

- Residents of Lima have very similar demographics to that of Grant County as a whole. However, there were slightly fewer residents aged 65 and older, while there were slightly more residents aged 45-54 as compared to the county overall. Also, Town of Lima residents reported being more often that they were self employed and less often that they were retired than the average Grant County citizen.

35. Gender

Male		Female	
Lima	Cnty	Lima	Cnty
57%	53%	43%	47%

36. Age

18-24		25-34		35-44	
Lima	Cnty	Lima	Cnty	Lima	Cnty
0%	0%	5%	7%	12%	13%

45-54		55-64		65 and older	
Lima	Cnty	Lima	Cnty	Lima	Cnty
35%	23%	23%	22%	25%	35%

37. Employment Status

Emp Full Time		Emp Part Time		Self Employed	
Lima	Cnty	Lima	Cnty	Lima	Cnty
44%	44%	3%	6%	23%	10%

Unemployed		Retired		Other	
Lima	Cnty	Lima	Cnty	Lima	Cnty
0%	1%	26%	37%	3%	1%

38. Place of Residence

Own		Rent		Other	
Lima	Cnty	Lima	Cnty	Lima	Cnty
98%	99%	2%	1%	0%	0%

39. Number of Adults (18+) in Household

0		1		2	
Lima	Cnty	Lima	Cnty	Lima	Cnty
		13%	20%	70%	71%

3		4		5+	
Lima	Cnty	Lima	Cnty	Lima	Cnty
8%	7%	5%	2%	3%	1%

40. Number of Children (under 18) in Household

0		1		2	
Lima	Cnty	Lima	Cnty	Lima	Cnty
72%	67%	12%	14%	10%	11%

3		4		5+	
Lima	Cnty	Lima	Cnty	Lima	Cnty
2%	7%	0%	1%	3%	0%

41. Household Income

Under \$15,000		\$15K - \$24,999		\$25K - \$49,999	
Lima	Cnty	Lima	Cnty	Lima	Cnty
9%	7%	7%	14%	28%	33%

\$50K - \$74,999		\$75K - \$99,999		\$100,000+	
Lima	Cnty	Lima	Cnty	Lima	Cnty
31%	25%	21%	15%	5%	6%

42. Years Lived in Grant County

Less than 1		1-4		5-9	
Lima	Cnty	Lima	Cnty	Lima	Cnty
0%	1%	0%	5%	6%	9%

10-24		25+	
Lima	Cnty	Lima	Cnty
17%	14%	77%	71%

Comments
Q32. Is there anything about living in Grant County that you don't like?**Governance Issues (3 comments)**

- Lack of coordination in social services.
- Lack of university/county government support of small farms (organic vegetable farms).
- Justice system, community services, social services, our overall government.

Economic Development (1 comment)

- No Large Cities

Taxes (2 comments)

- High property taxes
- High property taxes in Lima Township.

Environmental/Cultural/Recreational Issues (1 comment)

- Lack of appreciation for the natural beauty.

Lack of Job Opportunities (2 comments)

- The lack of higher-paying job opportunities that would entice our young college grads to stay or that would attract more people to move here.
- Low Wages.

Police/Safety Issues (3 comments)

- Vandalism is at a high rate. There is no respect for others property.
- Law enforcement
- Integrity of Sherriff's Department

No (1 comment)

- No

Like It (1 comment)

- Coming from Chicago, I appreciate everything Grant County offers!

Lack of Restaurants (1 comment)

- We need some good family restaurants in the area. If we add a few restaurants and maybe a clothing store, like JC Penny's, we wouldn't need to go to Dubuque, IA and that would be great!!

Land Use (1 comment)

- Way, way too many houses being built in the country and ruining the scenic and recreational quality and opportunities. This is far and away the biggest issue for me.

Miscellaneous (8 comments)

- Rural broadband is expensive.
- Living in the country is the best. Neighbors are far enough away and you have privacy. I will never live in town. Town people build new homes in the country and yell about the smell, noise, etc. Stay in town! City folks are not Country Folks.
- I don't like to pay a fee for disposal of larger item of trash such as conditioners and computers
- Poverty level is growing.
- Yes! Many/most I can not alter.
- The weather, but can't do anything about that!
- High cost of land makes it impossible for new, small farms to get started.
- Also the winters are too long.

Q33. If you could change one thing about your local jurisdiction, what would it be?**Transportation (6 comments)**

- Fix Highway 80.
- Improve snow plowing the roads. Use of skilled drivers.
- I would want all paved roads in Grant County Living off gravel roads and major wear on vehicle more so than when living in town/city where all roads/streets are paved
- Better road control on state road 80
- The same law to apply to Harley's loudness as does to cars with no muffler.
- Bike trails

Governance Issues (2 comments)

- Lack of coordination in social services.
- Lack of university/county government support of small farms (organic vegetable farms).

Taxes (2 comments)

- Lower our property taxes.
- Taxes

Environmental/Cultural/Recreational Issues (1 comment)

- Encourage more conservation trusts.

No (3 comments)

- No complaints
- Nothing
- None

Lack of Restaurants (1 comment)

- More big name restaurants (Red Lobster or Outback).

School Issues (1 comment)

- Require all public school students to ride the school bus!! (Absolutely no provisions (perks) for private vehicles)!

Land Use (2 comments)

- The enforcement of requirement to own 40 acres before allowing a home to be built.
- I would get rid of all these new houses (especially the ones with horses) that have shot up in every patch of trees around me. No more houses.

Miscellaneous (7 comments)

- Add a gas station near Wal-Mart end of Platteville.
- To make it easier for land lords to get past due rent and damages paid to me with out going to court so many times and then still not get money owed. With only a judgment against renters and no one to make them pay unless we pay more lawyer fees and court charges.
- In the local town and cities, we would accept the Amish and Mennonite cultures as customers to our business. And provide places to park and tie up horses.
- Larger library
- Citizens need to have more voice in all affairs.
- High cost of land makes it impossible for new, small farms to get started.
- No Wal-Mart

Q34. Other Comments**Land Use (1 comment)**

- I don't like factory farms either!

Miscellaneous (7 comments)

- Thank you for inviting our thoughts on the future of Grant County. We hope you will keep us updated with periodic newsletters and meetings, as we go forward.
- I hear from people living in town complain about everything about their neighbors, about their animals, vehicles, etc.
- Government, private industry, small business and other university should find more ways to work together on projects for mutual benefit.
- It was confusing to fill this out when you say "local jurisdiction because we live in the rural area about 2.5 miles from Platteville so we feel like we were flopping back and forth between answering for Platteville and our township.
- Let's make every township 6 square miles, no more or no less.
- I would like to see more recreational opportunities for older citizens, for example a golf course open to everyone, tennis courts and swimming pool catering to adults as well as youngsters.
- Surveys do not provide actions and/on effect. Surveys are often poorly presented to yield distorted answers. "Smart Growth" is a joke; the resource need only get a variance, and then do whatever they will!